

CM 280

Piezas para el modelo

Parts list model

■ En las páginas siguientes encontrará los despieces de los distintos componentes del vehículo, así como la relación de las piezas que los componen debidamente referenciadas. Esto le servirá para identificar correctamente cualquier pieza que pueda precisar.

Para solicitar piezas de repuesto es preciso indicar: **Nº de bastidor, Nº de tabla, Nº de figura y Nº de referencia de la pieza.**

Para su comodidad y mejor servicio, pida los repuestos que precise al Distribuidor Oficial más próximo.

La Empresa Constructora se reserva el derecho de variar cualquier característica sin previo aviso, si lo considera conveniente para la mejora de sus vehículos.

■ *On the following pages you will find the list of spares of different components of the vehicle; and duly referenced to identify the spare you need.*

*In order to ask for spares you must indicate: **Nr. of chassis, Nr. of table. Nr. of figure and Nr. of reference.***

For your comfort and best service, please order the spares to your nearest Official Distributor. The manufacturer reserves the right of changing their characteristics without any previous notice, if it is considered suitable to improve the vehicles



Indice Index

Grupo Motor / Engine group	
Motor / Engine.....	7
Soportes Motor / Engine support.....	8
Embrague / Clutch.....	9
Filtro Aire / Air filter.....	10
Radiador agua / Water radiator.....	11
Silenciador / Muffler.....	12
Depósito combustible / Fuel tank.....	13
Grupo Transmisión / Transmission group	
Soporte transmisión / Transmission support.....	14
Soporte reductor / Reductor support.....	15
Palancas mando cambio / Gears levers.....	16
Reductor / Reductor.....	18
Sistema COMPEN / COMPEN System.....	19
Campana embrague / Clutch bell housing.....	20
Caja velocidades / Gear box.....	21
Cambio velocidades / Speed gear.....	22
Junta cardán / Cardan joint.....	24
Junta cardán / Cardan joint P/T.....	25
Puente delantero / Front axle.....	26
Puente trasero / Rear axle.....	27
Grupo Bastidor / Chassis group	
Bastidor / Chassis.....	28
Grupo Acelerador / Accelerator group	
Acelerador / Accelerator.....	29
Grupo Embrague / Clutch group	
Mando embrague / Clutch command.....	30
Grupo Freno / Brake group	
Accionamiento Freno / Brake actionament.....	31
Grupo Dirección / Steering group	
Dirección / Steering.....	32
Columna Dirección / Direction column.....	33
Grupo Ruedas	
Ruedas / Wheels.....	34
Grupo Carrocería / Body group	
Protector conductor y tapas / Driver protector and covers.....	35
Protector conductor simple / Simple driver cab.....	36
Asiento conductor / Driver seat.....	37
Protector motor / Engine protector.....	38
Contrapesos y planchas / Counterweights and Plates.....	39
Bulón / Driving pin.....	40
Implementos funcionamiento máquina / Machine operation tools	
Pórtico duplex / Duplex mast.....	41
Placa portahorquillas / Port-fork plate.....	42
Horquilla / Forks.....	43
Soporte polea / Pulley support.....	44
Cilindros elevación / Tilting cylinders.....	45
Montaje cadena / Chain mounting.....	46
Cilindro inclinación / Tilting cylinder.....	47
Instalación circuito hidráulico / Hydraulic diagram installation	
Depósito hidráulico / Hydraulic tank.....	48
Distribuidor / Distributor.....	49
Grupo hidrostático / Hidrostatic group.....	50

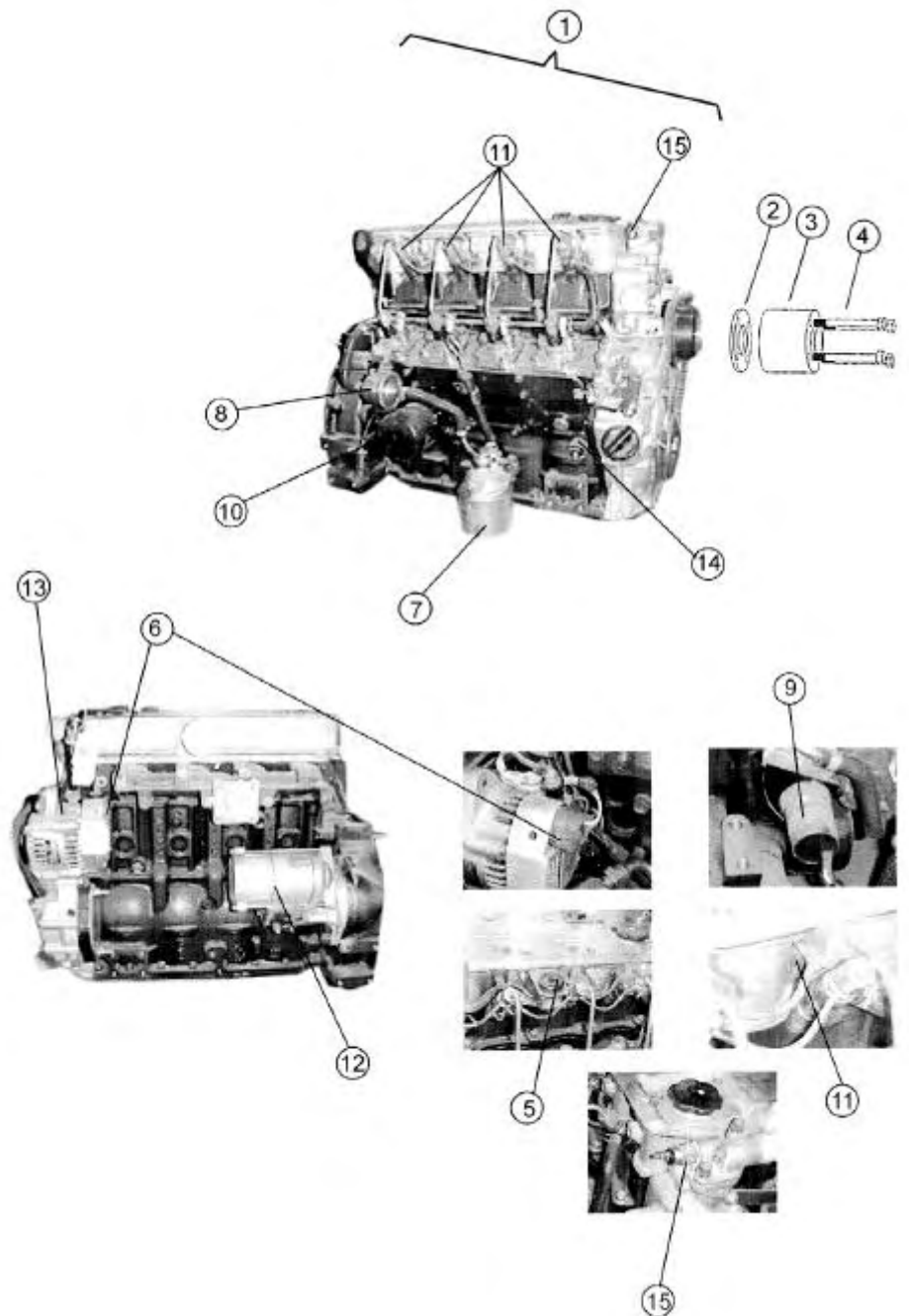
Indice Index

Grupo instalación eléctrica / Electric installation group	
Instalación eléctrica / Electric installation.....	52
Instalación cables / Cable installation.....	53
Grupo Placas / Plates group	
Placas / Plates.....	54
Indice de grupos opcionales / Index of groups optional	
Grupo tablero desplazamiento lateral / Displacement lateral pannel Group	
Desplazamiento lateral / Lateral displacement.....	55
Cilindro desplazamiento / Displacement cylinder.....	56
Tubos / Tube.....	57
Accesorios tablero (Mástil 3,6-4,5M) / Panel accessories (Mast 3,6-4,5M).....	58
Instalación hidráulica (Mástil 3,6-4,5M) / Hydraulic installation (Mast 3,6-4,5M).....	59
Instalación hidráulica (Mástil 5,4-6,75M) / Hydraulic installation (Mast 5,4-6,75M).....	60
Grupo cilindro nivelación / Levelling cylinder Group	
Soportes / Fastening.....	61
Accesorios nivelación / Levelling accessories.....	62
Instalación hidráulica / Hydraulic installation.....	63
Nivelación lateral / Lateral levelling.....	64
Cuerpo tensor - nivel / Tensioner body - level.....	65
Conector luz testigo / Light connector.....	66
Grupo Mástil - Mástil 4,5 M. / Mast Group - Mast 4,5 M.	
Mástil duplex / Duplex mast.....	67
Montaje cadena / Chain mounting.....	68
Cilindros elevación / Tilting cylinders.....	69
Soporte polea / Pulley support.....	70
Instalación hidráulica / Hydraulic installation.....	71
- Mástil 5,4 M. / Mast 5,4 M.	
Mástil triple / Triple mast.....	72
Cadenas cilindros / Cylinder chains.....	73
Instalación hidráulica / Hydraulic installation.....	74
Montaje cadena / Chain mounting.....	75
Cilindros elevación / Lifting ram.....	76
Soporte polea / Pulley support.....	77
- Mástil 6,75 M. / Mast 6,75 M.	
Mástil triple / Triple mast.....	78
Placa portahorquillas / Portforks plate.....	79
Cadenas cilindros / Cylinder chains.....	80
Soporte polea / Pulley support.....	81
Cilindros elevación / Lifting ram.....	82
Montaje cadena / Chain mounting.....	83
Instalación hidráulica / Hydraulic installation.....	84
Abatimiento mástil / Mast taking down.....	85
Dispositivo reducción carga / Device reduction loads	
Electroválvula / Electrovalve.....	86
Cuerpo tensor / Tensioner body.....	87
Grupo carrocería / Body group	
Protector conductor completo / Complete driver cab.....	90
Aplicación calefactor / Heating application.....	93
Protector carga / Load backrest.....	95
Espejo retrovisor / Rear-vision mirror.....	96

Motor Engine

Motor Engine

Fig. N°	Referencia	Cantidad	Fig. N°	Referencia	Cantidad
1	43.50101.01	1	9	86.80000.03	1
2	43.34001.00	1	10	86.70000.04	1
3	45.02055.00	1	11	86.70000.03	4
4	603.08075.86	4	12	86.11000.01	1
5	43.20070.00	1	13	86.70000.01	1
6	43.70032.00	1	14	86.70000.09	1
7	86.70000.05	1 </td <td>15</td> <td>86.70000.08</td> <td>1</td>	15	86.70000.08	1
8	86.70000.07	1			

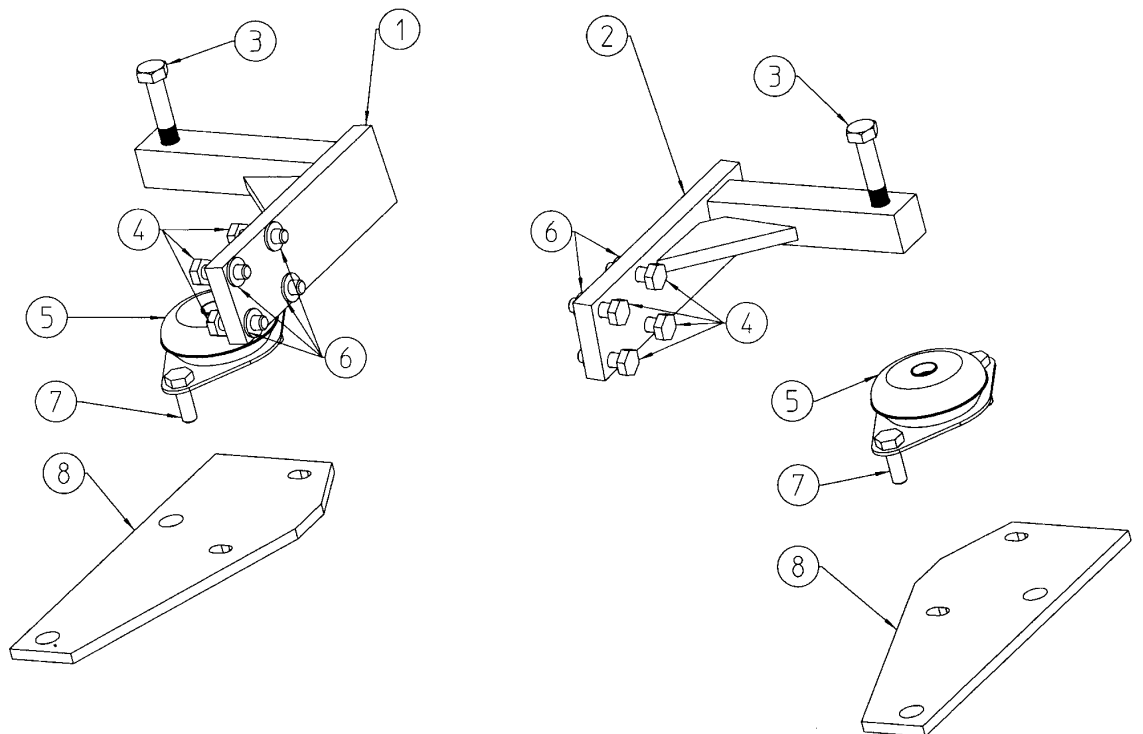




Motor Engine

Soportes Motor
Engine support

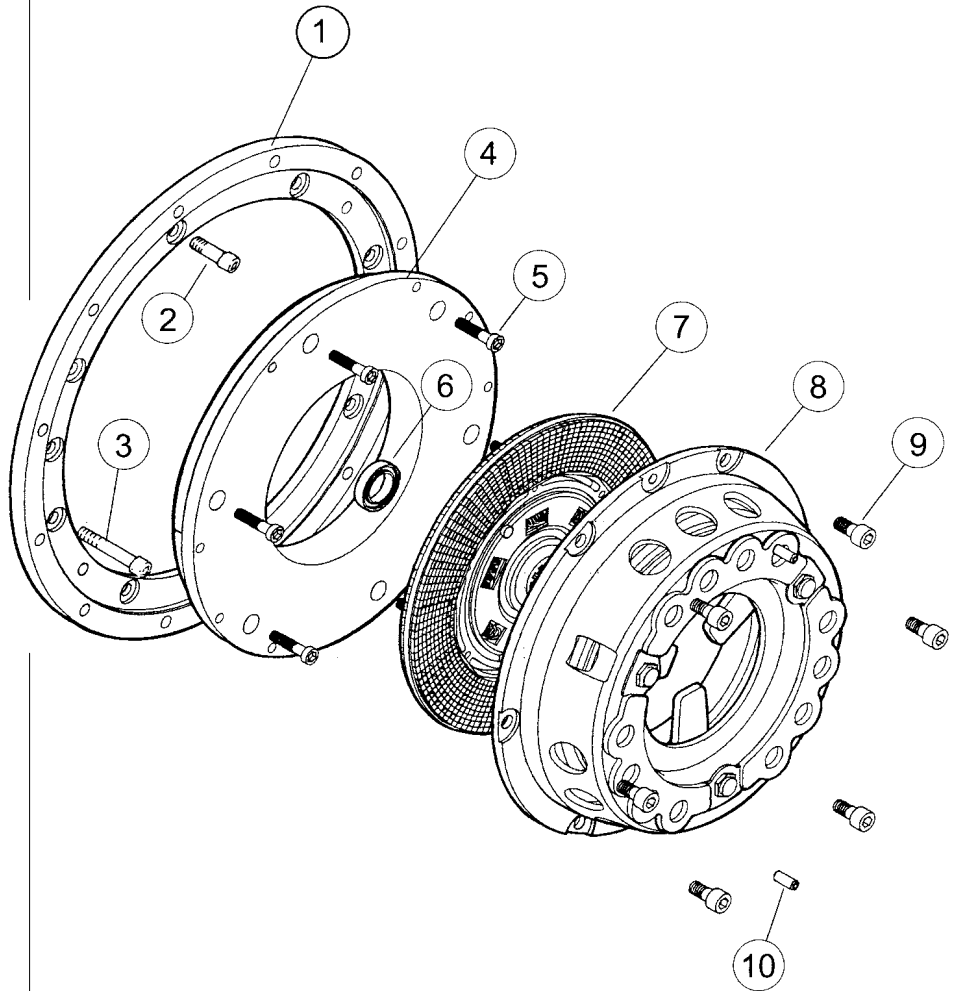
Fig. Nº	Referencia	Cantidad
1	43.80172.00	1
2	43.80171.00	1
3	604.12055.86	2
4	603.10035.86	8
5	43.60151.00	2
6	101.10000.66	8
7	603.10030.86	4
8	43.80825.00	2



Motor Engine

Embrague
Clutch

Fig. N°	Referencia	Cantidad	Fig. N°	Referencia	Cantidad
1	43.10060.20	1	6	309.17012.00	1
2	601.10025.86	2	7	43.00201.03	1
3	601.10110.86	8	8	43.00202.01	1
4	43.10061.20	1	9	601.10020.86	6
5	43.08034.00	6	10	402.08020.00	2

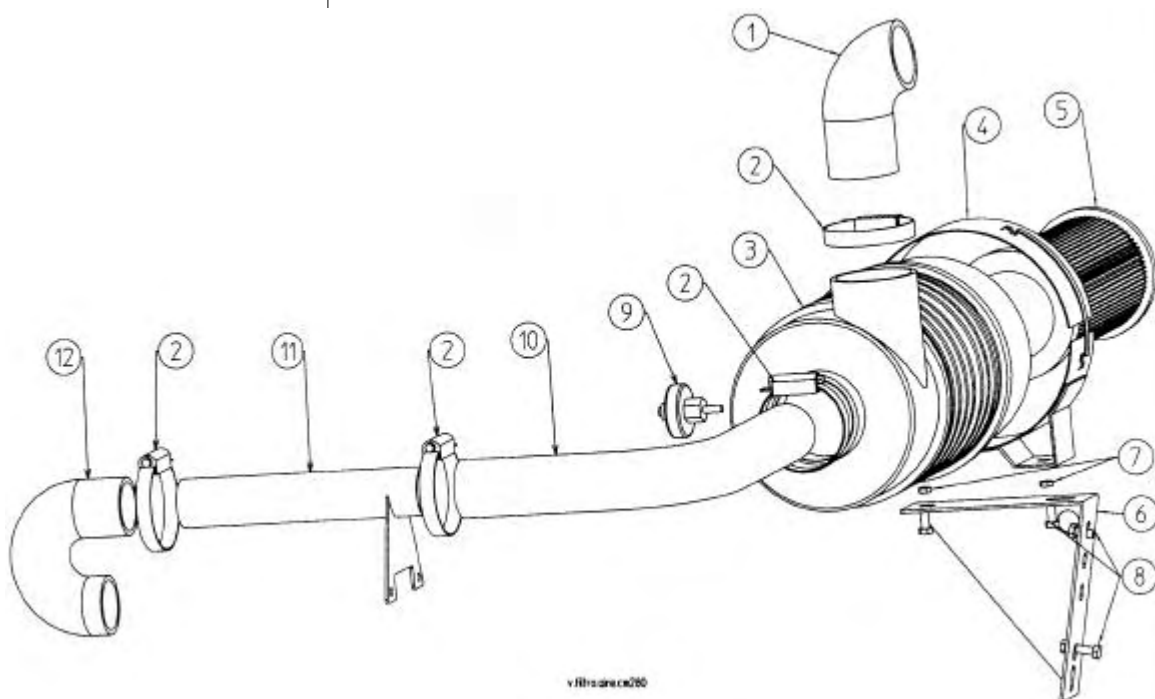




Motor Engine

Filtro Aire
Air filter

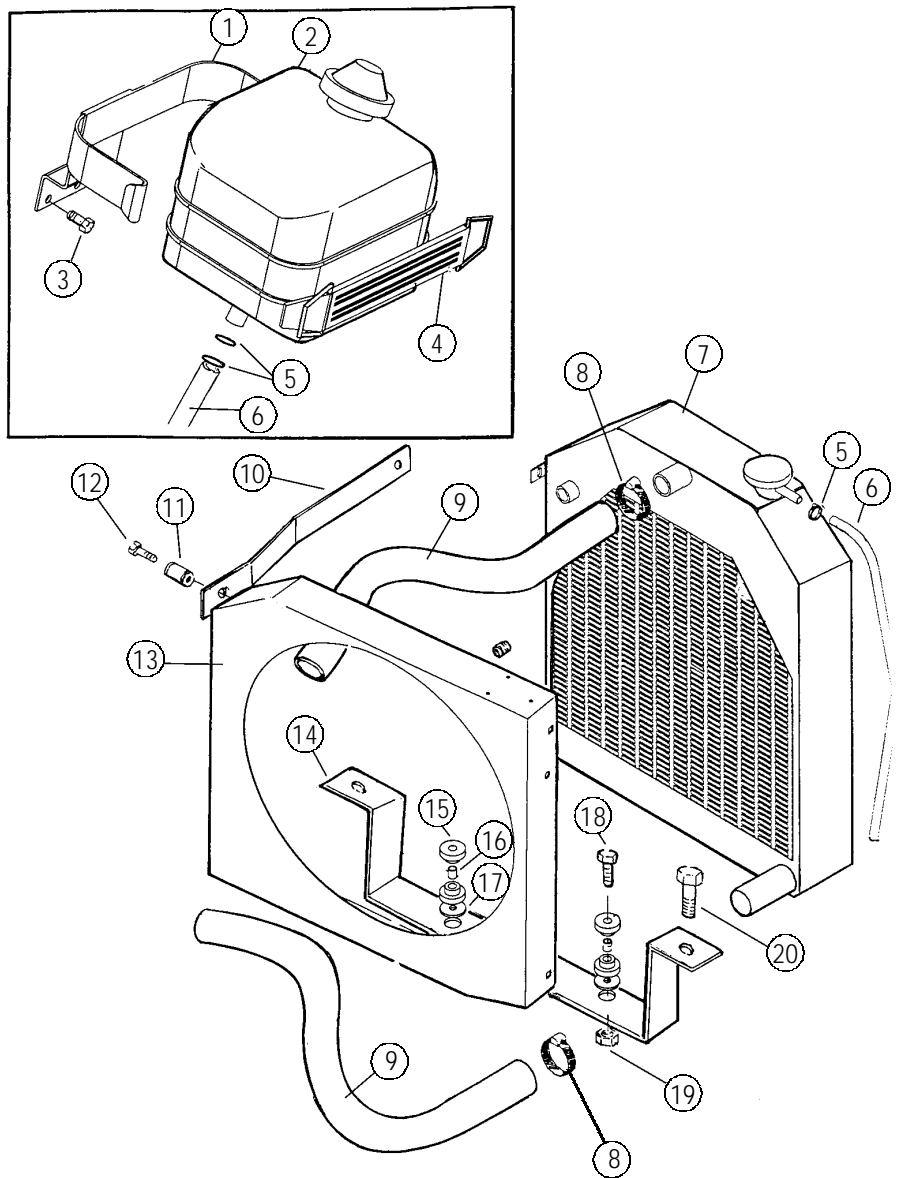
Fig. N°	Referencia	Cantidad	Fig. N°	Referencia	Cantidad
1	43.80110.00	1	7	701.08000.66	4
2	912.40060.66	4	8	603.08020.86	4
3	45.01200.10	1	9	43.50119.00	1
4	45.01201.11	1	10	45.11194.00	1
5	45.01204.00	1	11	43.80201.00	1
6	43.50437.01	1	12	46.00110.00	1



Motor Engine

Radiador agua
Water radiator

Fig. N°	Referencia	Cantidad	Fig. N°	Referencia	Cantidad
1	43.70183.00	1	11	82.00712.02	1
2	58.00183.00	1	12	603.08015.86	1
3	619.05010.66	2	13	43.70180.00	1
4	43.70782.00	1	14	43.80181.00	1
5	912.08016.86	2	15	43.10311.00	2
6	58.00182.00	1	16	43.10312.00	2
7	43.80166.00	1	17	43.10788.00	2
8	912.30000.00	4	18	603.08025.86	2
9	43.10037.00	2	19	711.08000.66	2
10	43.80182.00	1	20	603.10020.86	2

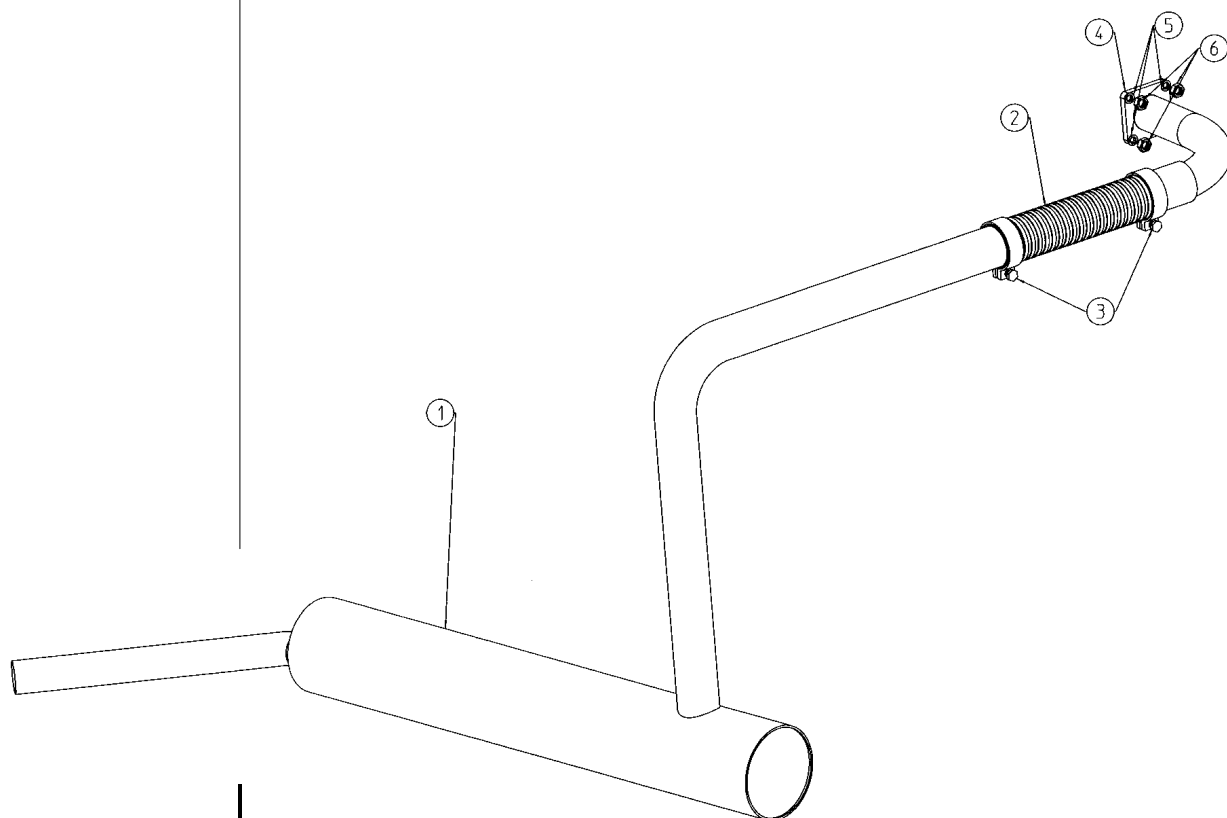




Motor Engine

Silenciador
Muffler

Fig. N°	Referencia	Cantidad
1	43.80751.00	1
2	43.10298.01	1
3	935.51055.66	2
4	43.80510.00	1
5	105.08000.66	4
6	701.08000.66	4

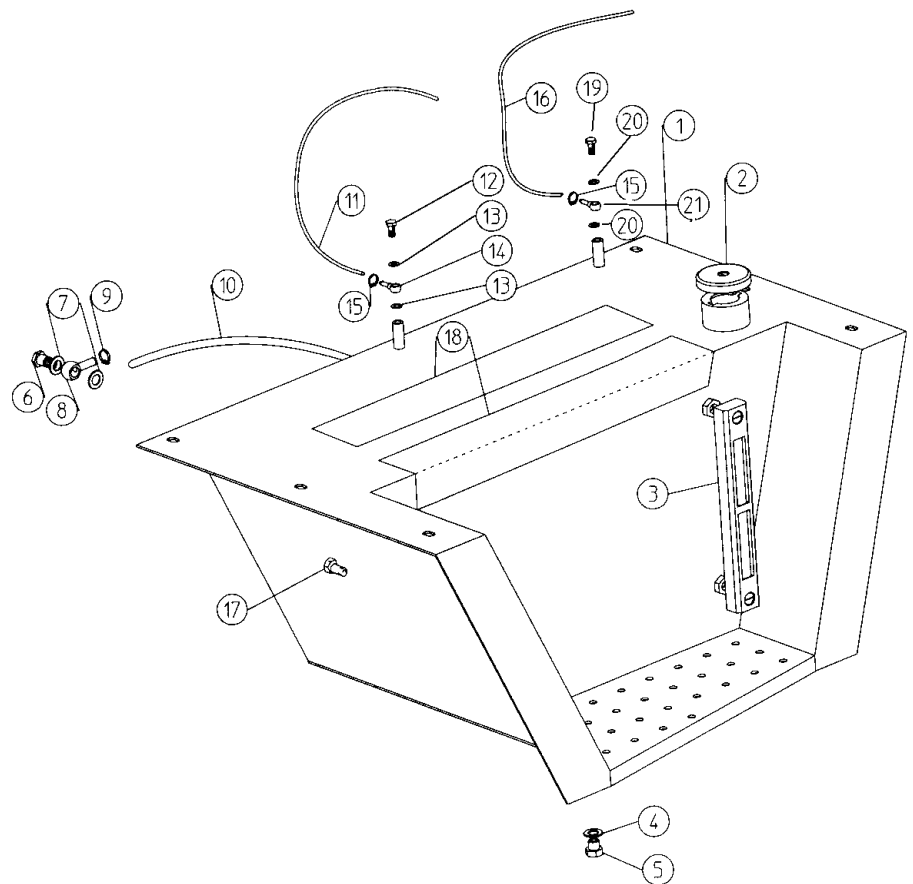


v.silenciador.cn280

Grupo Motor Engine Group

Depósito combustible
Fuel tank

Fig. N°	Referencia	Cantidad	Fig. N°	Referencia	Cantidad
1	43.70540.00	1	12	80.06041.00	1
2	15.01524.01	1	13	107.08000.10	2
3	58.00796.00	1	14	45.04107.00	1
4	107.14000.10	1	15	938.08000.66	3
5	00.02803.00	1	16	43.14105.41	1
6	52.00110.00	1	17	43.70261.00	1
7	106.14000.20	2	18	58.01465.00	2
8	45.04106.00	1	19	46.01065.01	1
9	912.08016.66	2	20	107.10000.10	2
10	43.14105.45	1	21	38.00129.00	1
11	43.14105.33	1			



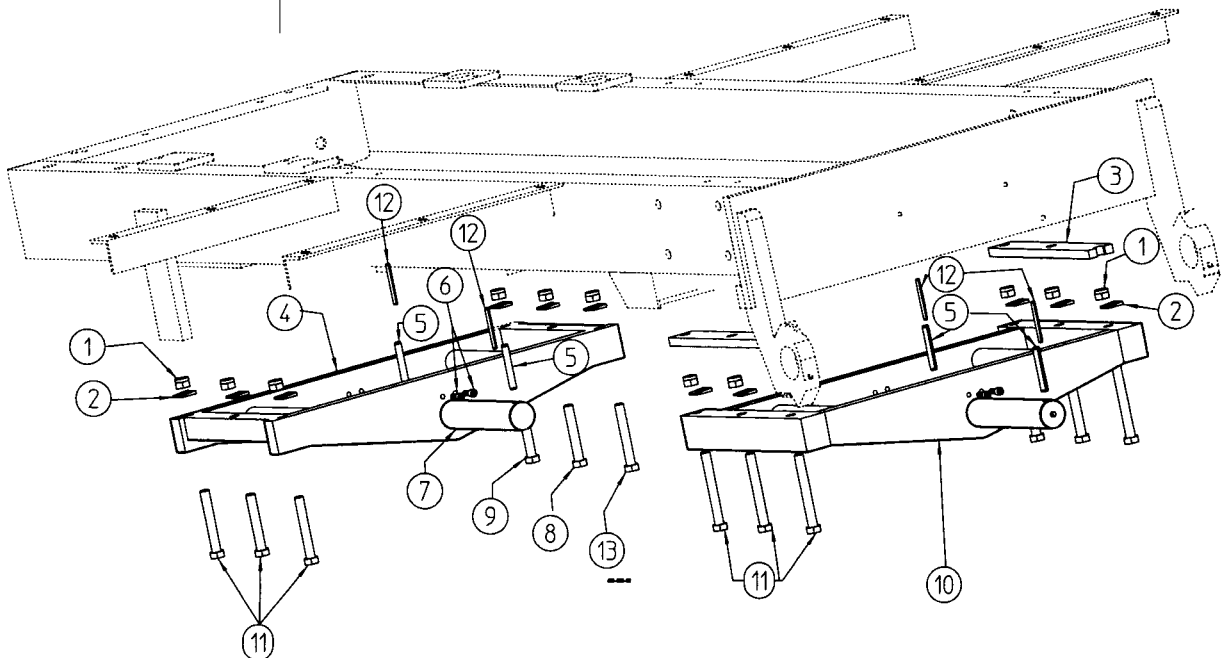


Transmisión

Transmission

Soporte transmisión
Transmission support

Fig. N°	Referencia	Cantidad	Fig. N°	Referencia	Cantidad
1	711.16000.66	12	7	43.70853.00	2
2	54.00750.00	12	8	604.16100.86	2
3	43.80851.00	2	9	604.16110.86	2
4	43.70850.00	1	10	43.80850.00	1
5	402.12080.00	2	11	604.16130.86	6
6	601.08020.86	4	12	402.07080.00	4
			13	604.16120.86	2

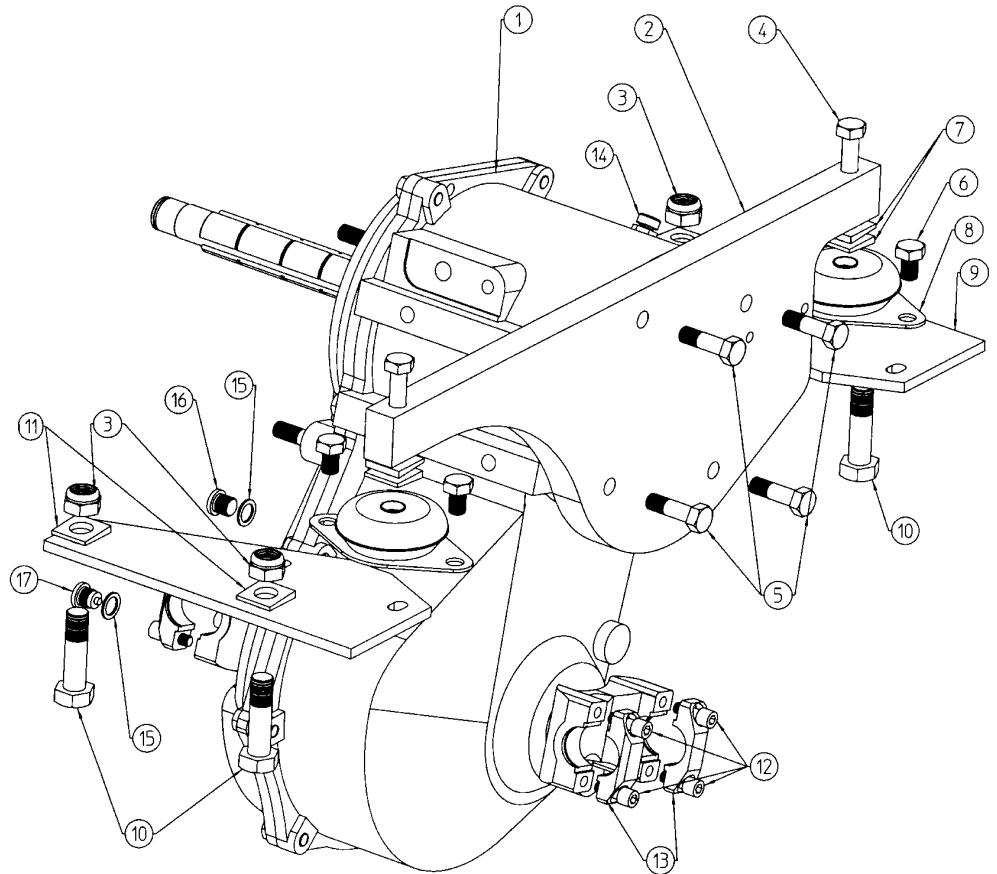


Transmisión

Transmission

Soporte reductor
Reductor support

Fig. N°	Referencia	Cantidad	Fig. N°	Referencia	Cantidad
1	43.80300.00	(1)	10	604.16050.86	4
2	43.80826.00	1	11	54.00750.00	4
3	711.16000.66	4	12	601.08015.86	8
4	604.12065.86	2	13	43.00380.01	4
5	604.12040.86	4	14	52.00365.00	1
6	603.10020.86	4	15	107.14000.10	3
7	15.00750.00	4	16	80.01035.01	1
8	43.60151.00	2	17	10.00921.00	1
9	43.80825.00	2			

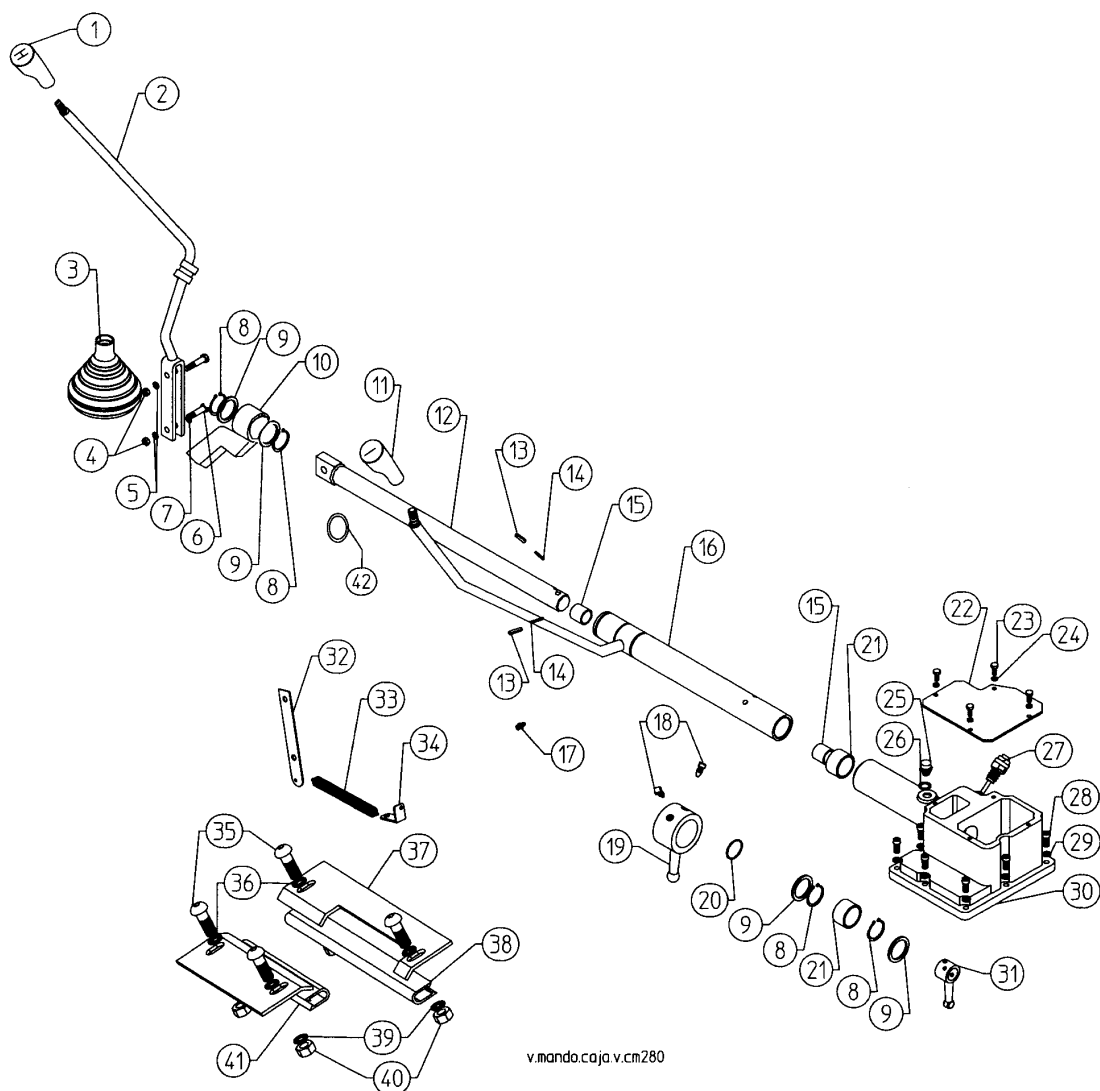




Transmisión

Transmission

Palancas mandos cambio
Gears levers



Transmisión

Transmission

Palancas mandos cambio
Gears levers

Fig. N°	Referencia	Cantidad
1	01.00325.02	1
2	43.80551.00	1
3	09.00391.61	1
4	711.09000.86	2
5	105.09000.66	2
6	604.09040.86	2
7	101.09000.66	2
8	904.35000.00	2
9	43.00330.00	3mm. var.
9	43.00330.01	2'5mm. var.
9	43.00330.02	2mm. var.
10	43.80338.00	1
11	01.00325.03	1
12*	43.11606.11	(1)
12	60.01606.00	1
13	402.06030.00	2
14	402.35030.00	2
15	923.22025.00	2
16	43.80341.00	1
17	901.08000.33	1
18	01.00319.00	2
19	43.01609.01	1
20	201.32002.50	1
21	43.00333.01	3
22	43.00311.00	1
23	603.06010.86	4
24	105.06000.66	4
25	52.00365.00	1
26	107.14000.10	1
27	43.00315.00	1
28	601.08030.86	8
29	105.08000.66	8
30	43.00310.02	1
31*	43.11606.11	(1)
31	43.01608.00	1
32	59.00927.00	1
33	46.00322.00	1
34	45.04113.00	1
35	630.06020.96	4
36	105.06000.66	4
37	43.80242.00	1
38	43.40790.00	1
39	101.06000.66	4
40	701.06000.66	4
41	43.50241.00	1
42	201.19002.50	1
43	201.19002.50	1

* Conjunto palanca y eje.

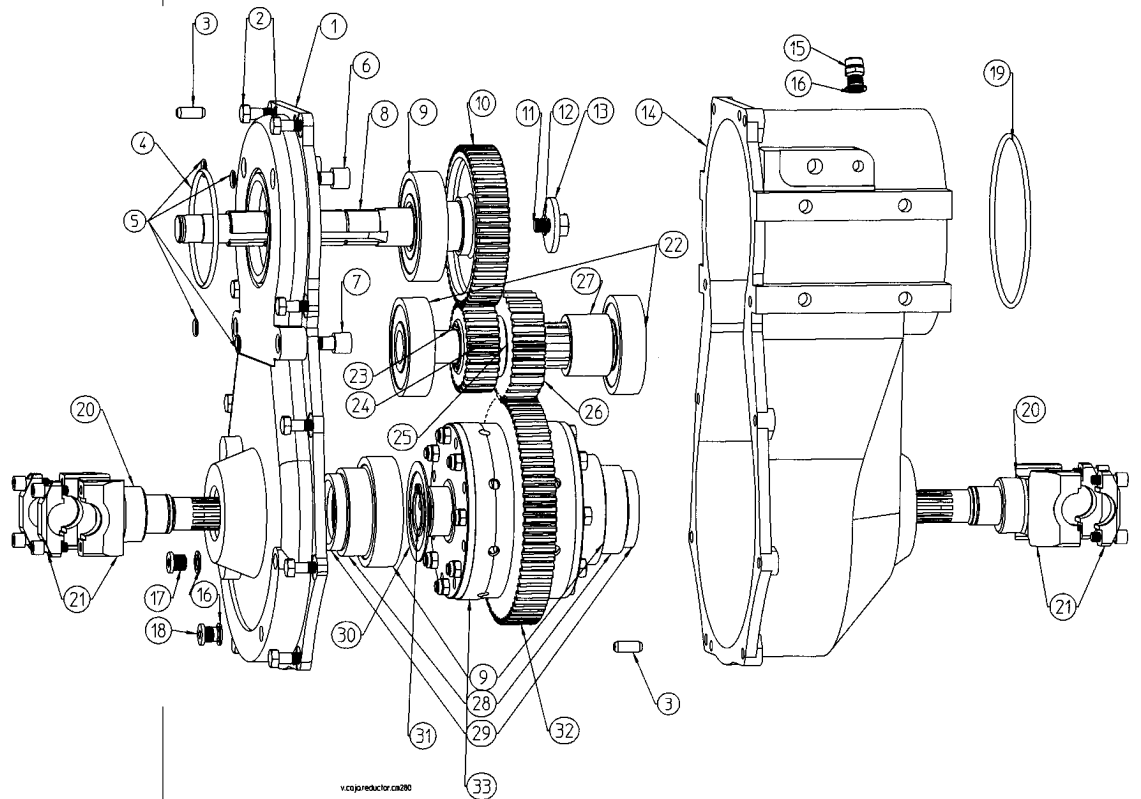


Transmisión
Transmission

Reductor
Reductor

Fig. N°	Referencia	Cantidad	Fig. N°	Referencia	Cantidad
1	43.00191.00	1	18	10.00921.00	1
2	603.10025.86	10	19	201.15035.50	1
3	403.10024.00	2	20	43.03790.01	2
4	201.10035.50	4	21	43.03789.00	2
5	201.12002.50	4	22	301.30023.00	2
6	601.12030.86	2	23	43.70360.00	1
7	601.12040.86	2	24	43.70383.00	1
8	43.70351.00	1	25	43.70380.00	1
9	301.45025.00	3	26	43.70354.00	1
10	43.70352.00	1	27	43.70381.00	1
11	603.12020.86	1	28	301.35021.00	2
12	105.12000.66	1	29	205.50010.50	2
13	43.70404.00	1	30	43.70403.00	2
14	43.00190.00	1	31	904.35000.00	2
15	52.00365.00	1	32	43.00297.00	1
16	107.14000.10	3	33*	43.70359.00	1
17	80.01035.01	1			

* Compen con Corona



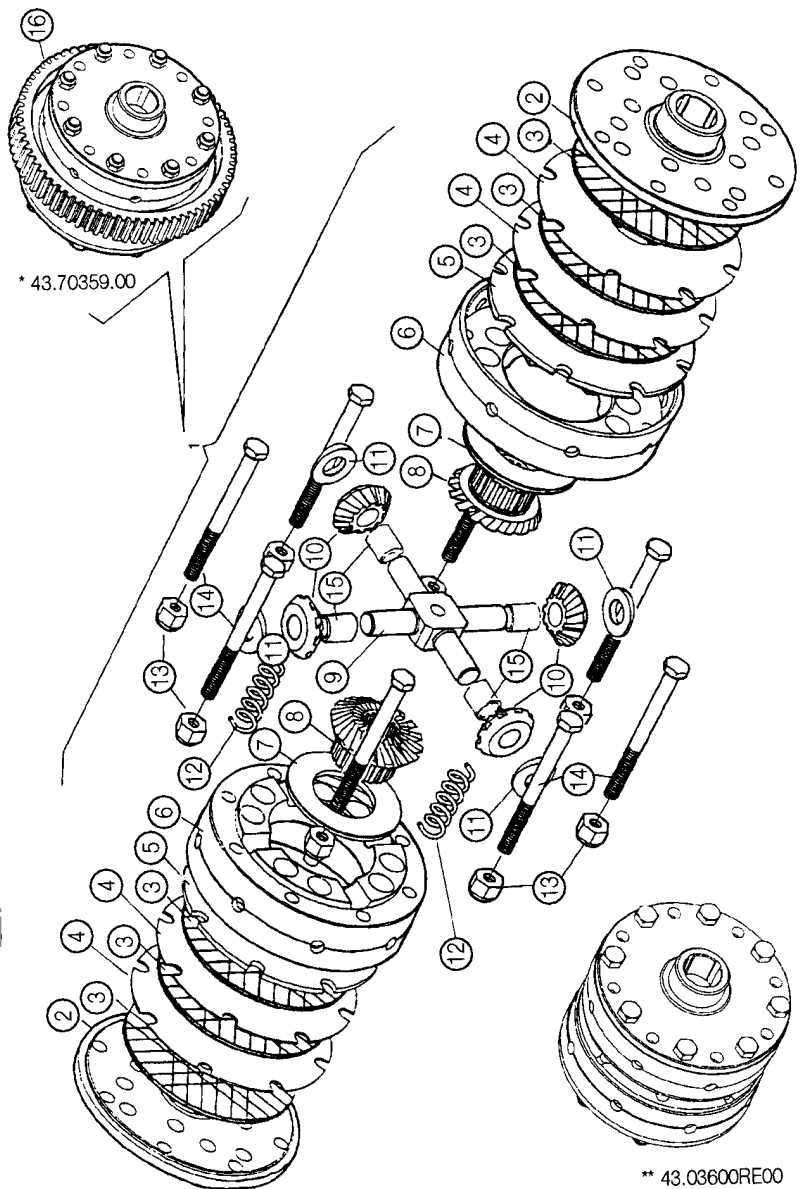
vcojpreductor ca200

Transmisión *Transmission*

Sistema COMPEN
COMPEN System

Fig. N°	Referencia	Cantidad	Fig. N°	Referencia	Cantidad
1 *	43.70359.00	(1)	8	43.00365.01	1
1 **	43.03600RE00	(1)	9	43.00362.02	4
2	43.00371.00	2	10	43.00363.01	4
3	43.03690.00	6	11	43.00364.01	8
4	43.00368.00	4	12	43.00366.01	8
5	43.00367.00	2	13	711.10000.66	8
6	43.00360.10	2	14	604.10120.86	1
7	43.00374.00	1 4	15	939.01415.00	4
7	43.00374.01	2 3,7	16 ***	43.00297.00	1
7	43.00374.02	1 3,5	7	43.00374.07	1
7	43.00374.03	3			

*** Corona



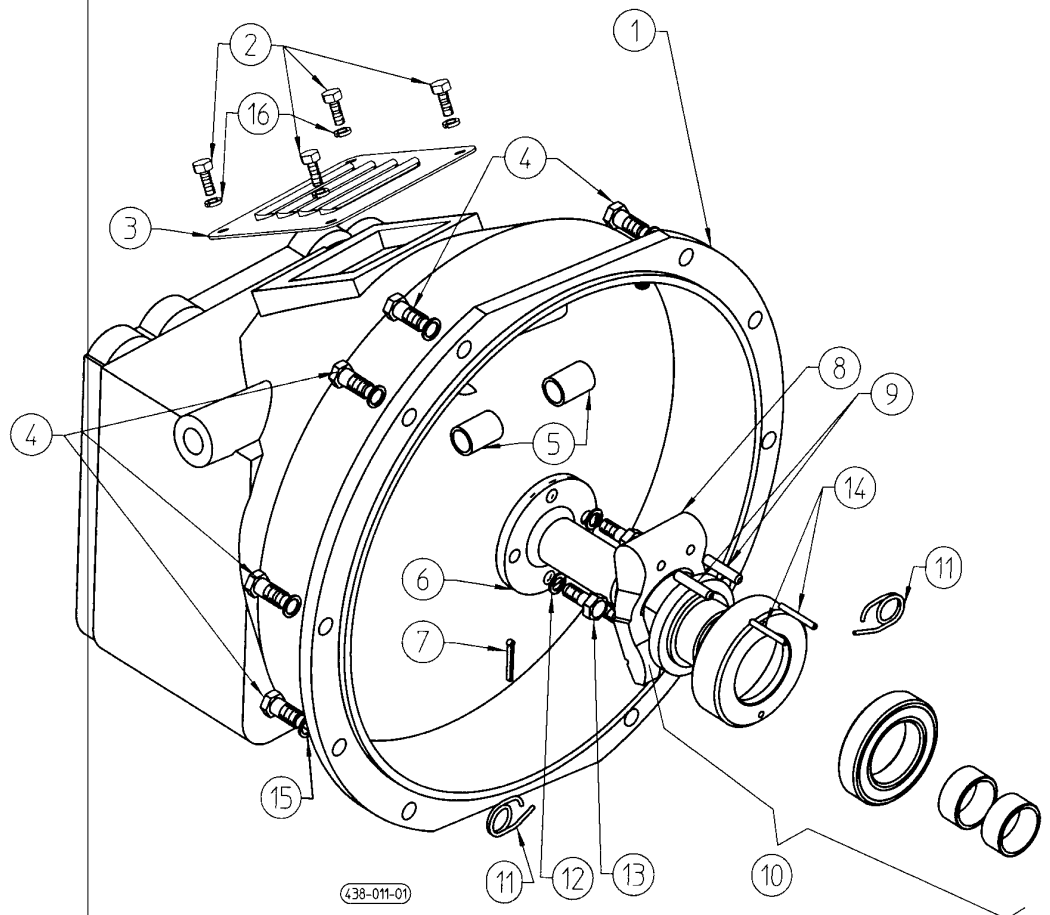


Transmisión

Transmission

Campana embrague
Clutch bell housing

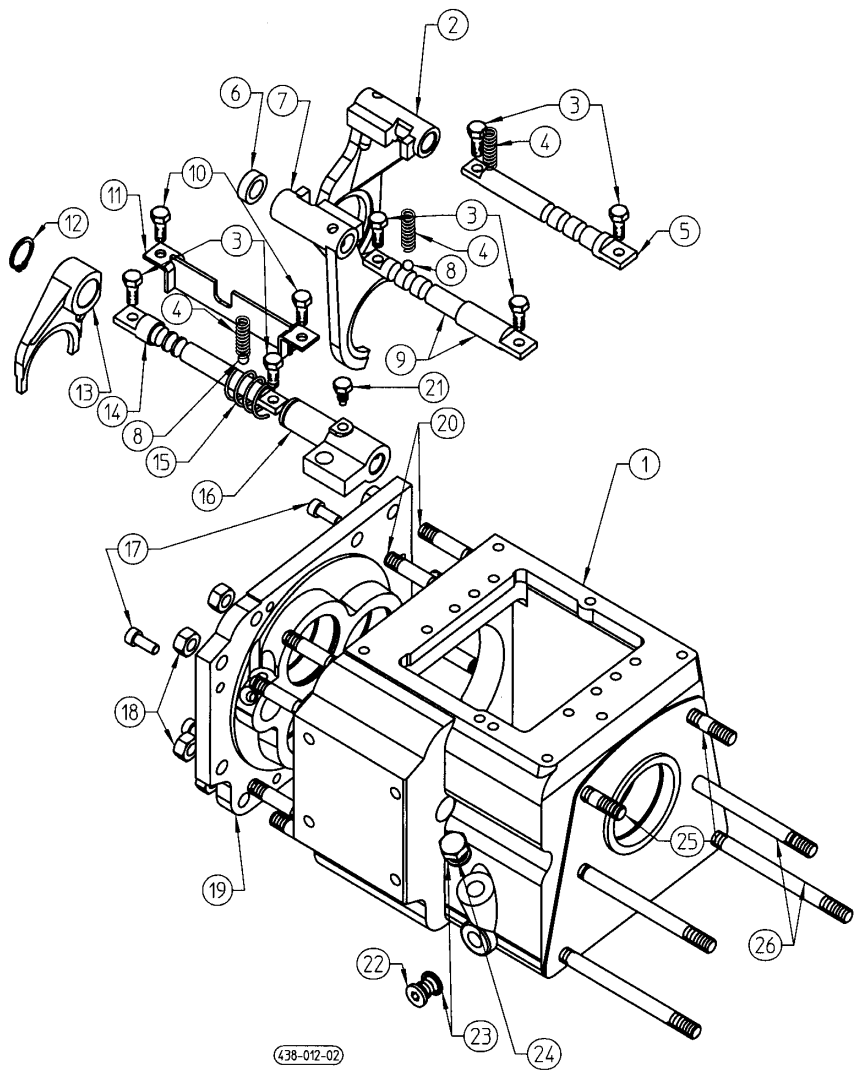
Fig. N°	Referencia	Cantidad	Fig. N°	Referencia	Cantidad
1	52.00211.01	1	9	402.06030.00	2
2	603.06010.86	4	10	45.04204.02	1
3	15.00213.10	1	11	01.00220.01	2
4	601.10030.86	12	12	105.08000.66	4
5	940.25018.00	2	13	603.08020.86	4
6	01.00235.00	1	14	402.06030.00	2
7	401.03030.60	2	15	104.10000.66	12
8	15.02150.10	1 KIT	16	105.06000.66	4



Transmisión *Transmission*

Caja velocidades
Gear box

Fig. N°	Referencia	Cantidad	Fig. N°	Referencia	Cantidad
1	15.00348.01	1	14	43.01626.01	1
2	43.01653.00	1	15	43.01656.00	1
3	01.01205.00	6	16	43.01654.00	1
4	15.00315.00	3	17	601.08020.86	3
5	43.01628.00	1	18	701.12000.66	9
6	43.01616.00	1	19	15.00349.10	1
7	43.01652.01	1	20	08.00313.00	9
8	908.08000.00	3	21	43.01655.00	1
9	43.01614.00	1	22	10.00921.00	1
10	603.08025.00	2	23	106.14000.66	2
11	43.01661.00	1	24	80.01035.01	1
12	904.23000.00	1	25	15.00355.00	2
13	43.01651.01	1	26	15.00357.00	4



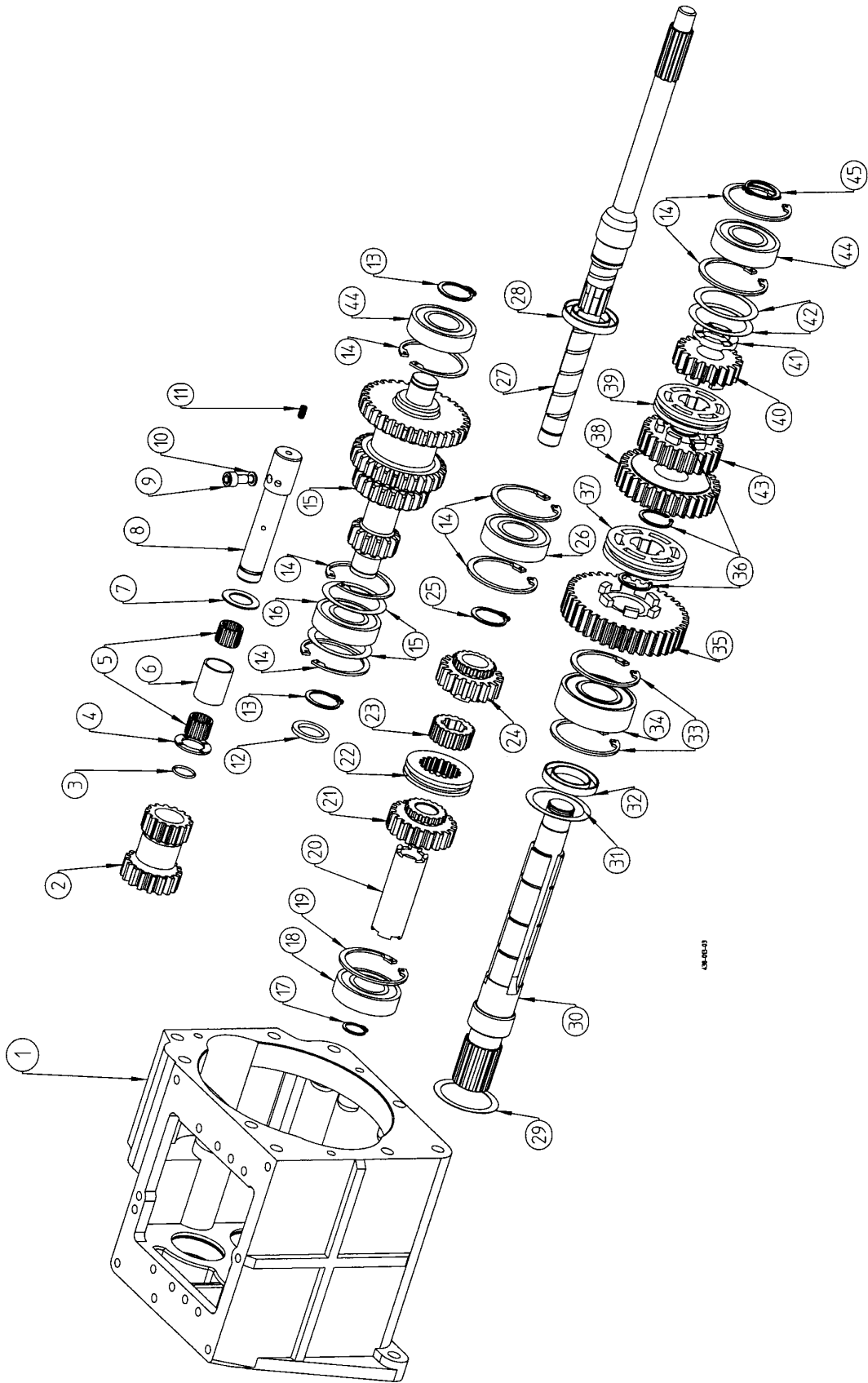


Transmisión

Transmission

Cambio velocidades
Speed gear

Fig. Nº	Referencia	Cantidad
1	15.00348.01	1
2	43.01625.00	1
3	201.18002.50	1
4	43.01635.00	1
5	308.22017.00	2
6	43.01632.00	1
7	43.01631.00	1
8	43.01633.00	1
9	15.00344.00	1
10	104.08000.00	1
11	612.06010.86	1
12	01.03923.00	1
13	904.25000.00	2
14	905.62000.00	7
15	43.01634.01	1
16	306.25017.00	1
17	937.20175.00	1
18	306.20015.00	1
19	905.52000.00	1
20	43.01650.00	1
21	43.01615.00	1
22	43.00354.00	1
23	45.00374.00	1
24	43.01620.00	1
25	904.30000.00	1
26	301.30016.00	1
27	43.01610.01	1
28	202.34075.00	1
29	10.13241.00	1
30	43.70351.00	1
31	10.13242.00	1
32	202.40010.50	1
33	905.72000.00	2
34	316.35023.00	1
35	43.01637.02	1
36	937.32002.00	3
37	43.01645.00	1 - 01
38	43.01638.00	1
39	43.01644.00	1 - 01
40	43.01640.00	1
41	43.01642.00	1
42	15.03582.00	2 0,2
42	15.03583.00	2 0,3
42	15.03584.00	2 0,4
43	43.01639.00	1
44	301.25017.00	2
45	937.25002.00	1



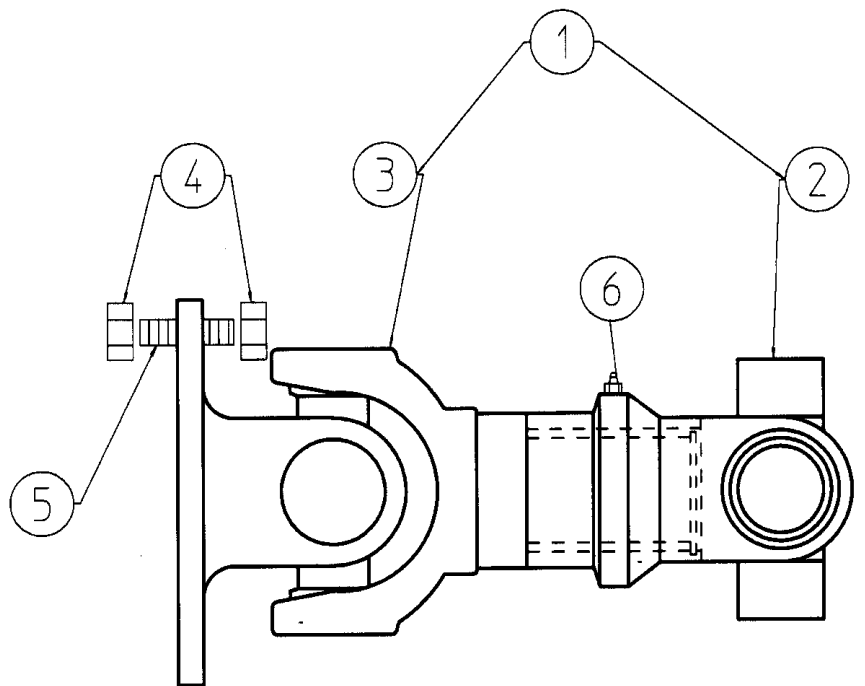


Transmisión

Transmission

Junta cardán puente delantero
Cardan joint front axle

Fig. Nº	Referencia	Cantidad
1	43.80483.00	(1)
2	43.80482.00	1
3	43.80481.00	1
4	709.10000.66	8
5	15.01034.00	8
6	901.08000.33	3



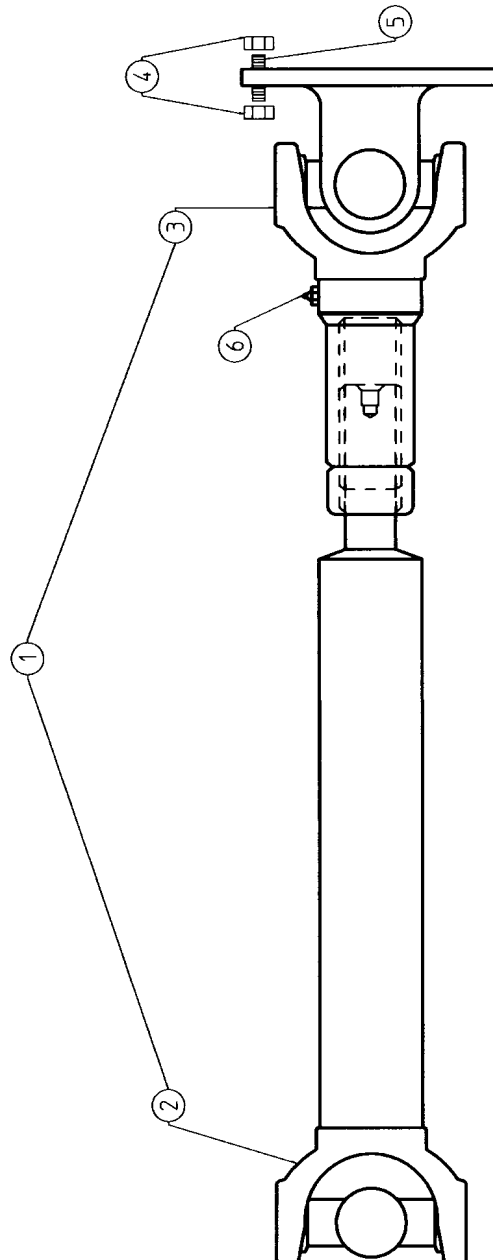
43.80483.00

Transmisión

Transmission

Junta cardán puente trasero
Cardan joint rear axle

Fig. N°	Referencia	Cantidad
1	43.80487.00	(1)
2	43.80486.00	1
3	43.80485.00	1
4	709.10000.66	8
5	15.01034.00	8
6	901.08000.33	3



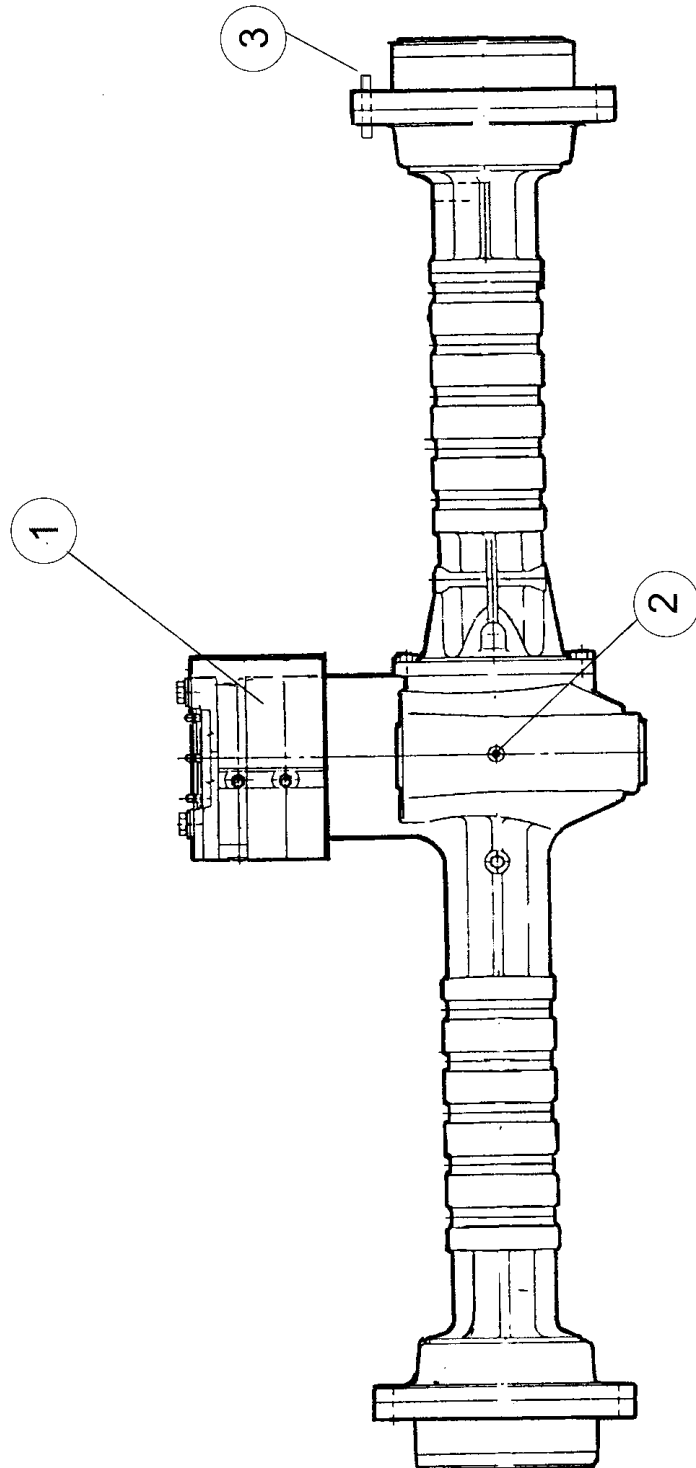


Transmisión

Transmission

Puente delantero

Fig. N°	Referencia	Cantidad
1	43.70400.01	(1)
2	945.10000.33	1
3	ZF.01002.00	16

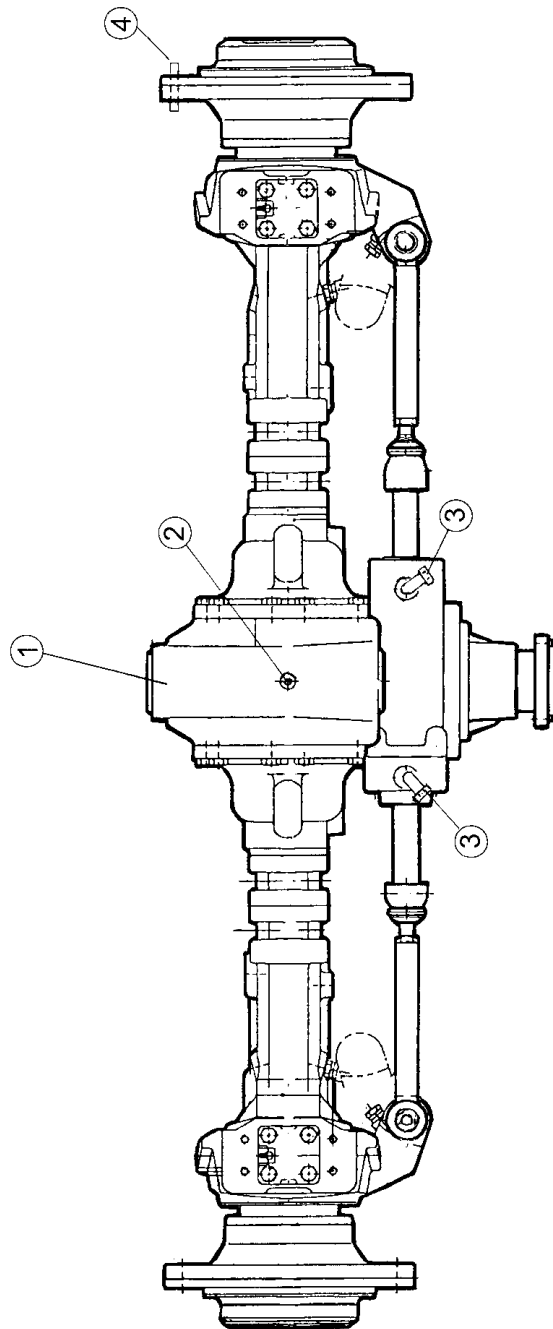


Transmisión

Transmission

Puente trasero

Fig. N°	Referencia	Cantidad
1	43.70500.01	(1)
2	903.10000.33	1
3	43.70301.00	2
4	ZF.02001.00	16

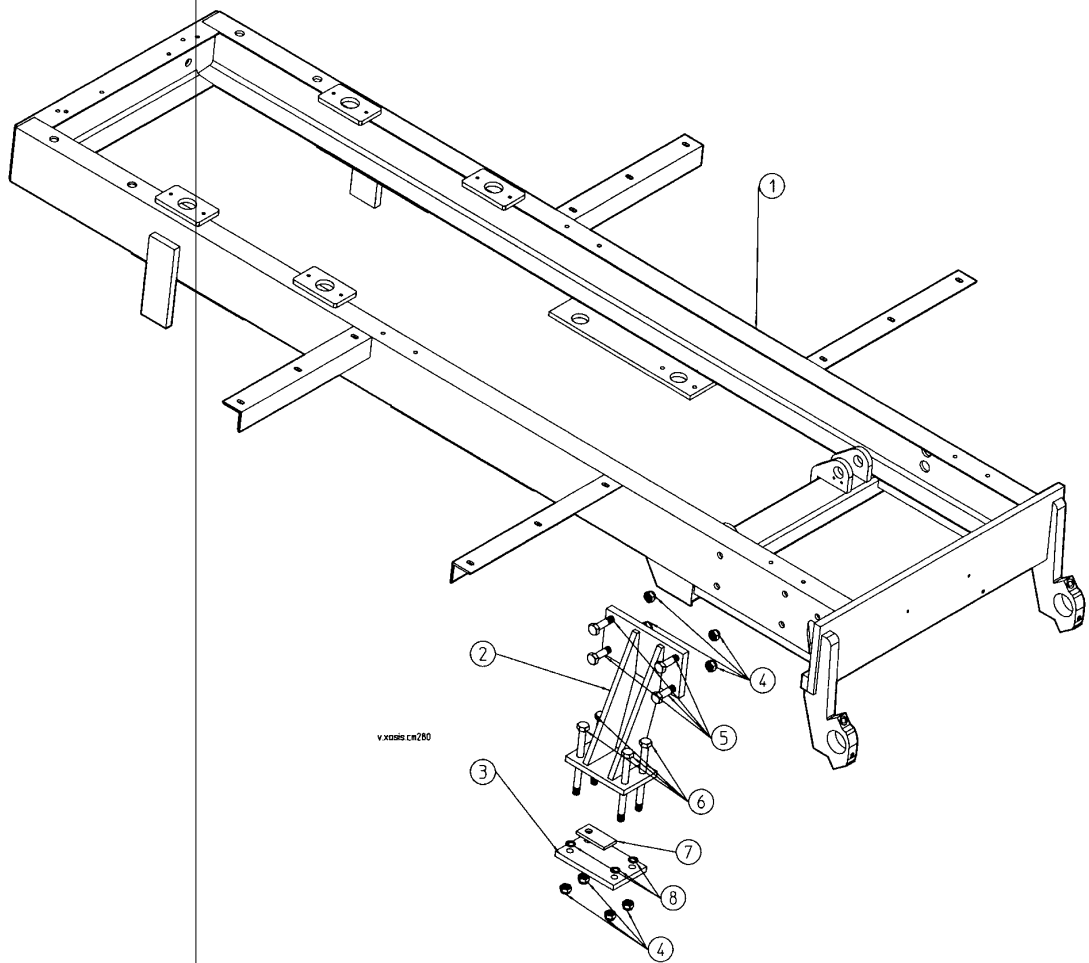




Bastidor Chassis

Bastidor

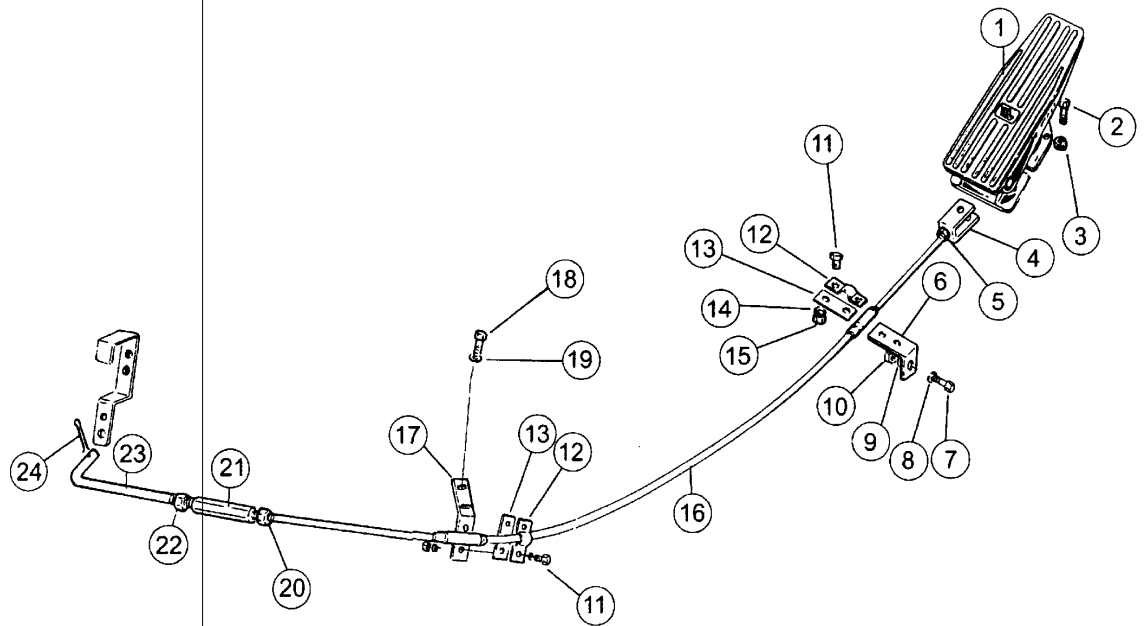
Fig. Nº	Referencia	Cantidad
1	43.70800.01	1
2	43.80859.00	1
3	43.70858.00	1
4	711.16000.66	8
5	604.16055.86	4
6	604.16220.86	4
7	43.70399.00	1
8	101.16000.66	8



Acelerador Accelerator

Acelerador

Fig. N°	Referencia	Cantidad	Fig. N°	Referencia	Cantidad
1	43.70127.00	1	13	54.12261.02	2
2	603.08015.86	2	14	105.05000.66	4
3	701.08000.66	2	15	701.05000.66	4
4	43.70132.00	1	16	54.50690.01	1
5	701.06000.66	1	17	43.10710.00	1
6	43.70131.00	1	18	603.10015.86	2
7	603.08025.86	1	19	105.10000.66	2
8	101.08000.66	1	20	701.06000.66	1
9	105.08000.66	1	21	54.00133.00	1
10	701.08000.88	1	22	01.00138.00	1
11	603.05015.86	4	23	43.80601.00	1
12	54.12261.01	2	24	401.02020.60	1

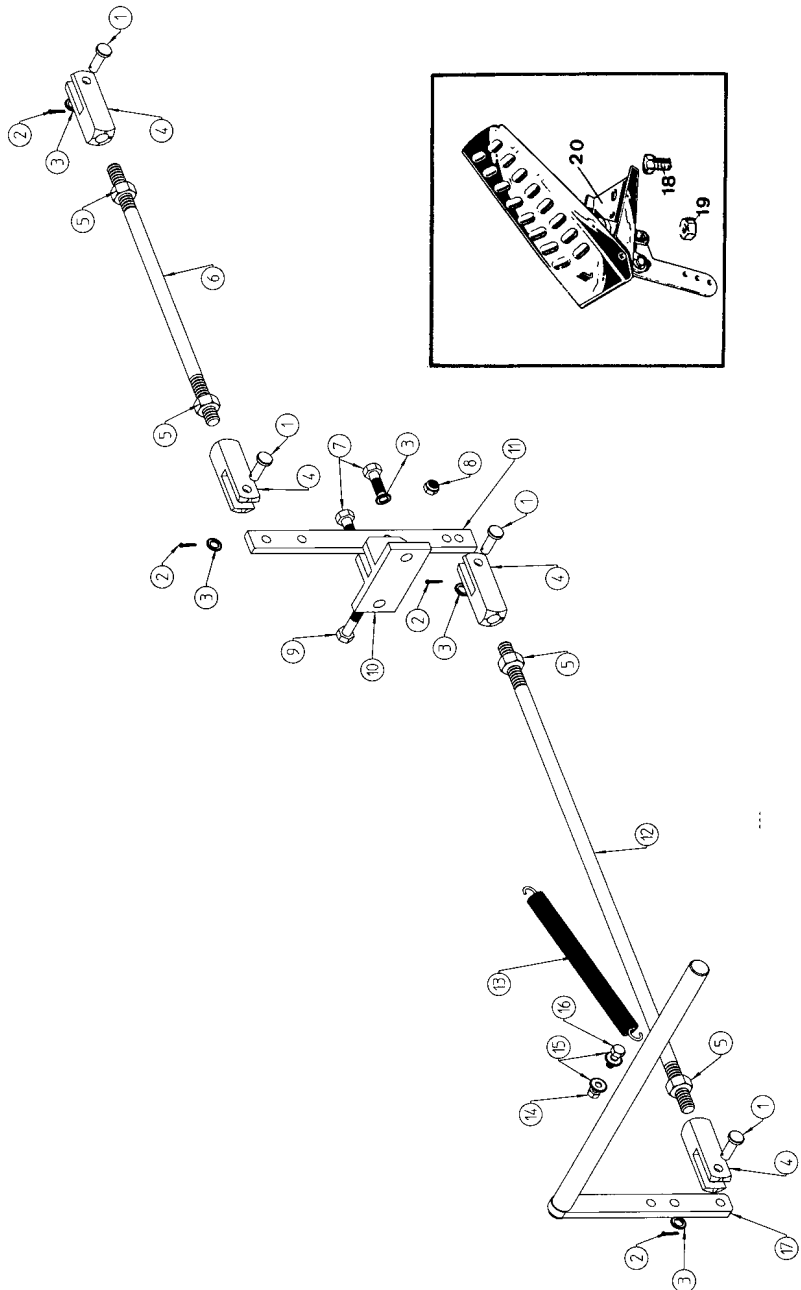




Embrague Clutch

Mando embrague

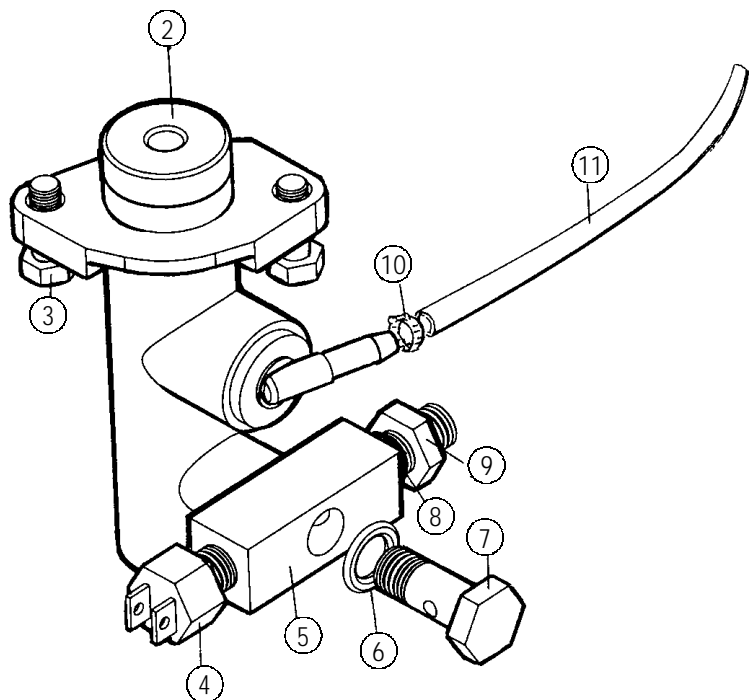
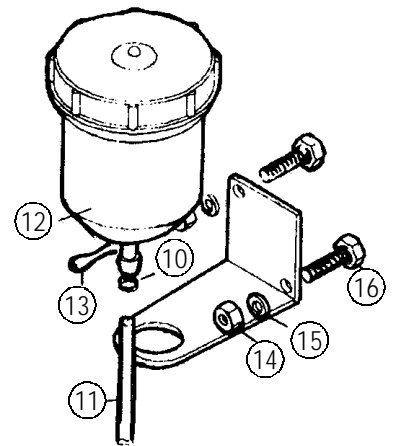
Fig. N°	Referencia	Cantidad	Fig. N°	Referencia	Cantidad
1	01.00514.01	4	11	46.00789.00	1
2	401.02020.60	4	12	45.00212.00	1
3	101.08000.66	6	13	46.00322.00	1
4	15.00719.10	4	14	701.06000.66	1
5	701.12000.66	4	15	112.06000.66	2
6	43.80521.00	1	16	603.06025.86	1
7	603.08020.86	2	17	15.02150.10	1
8	711.08000.66	1	18	603.08015.86	3
9	604.08035.86	1	19	701.08000.66	3
10	10.00730.00	1	20	43.70250.01	1
			17*	01.00222.02	KIT



Freno Brake

Accionamiento Freno

Fig. N°	Referencia	Cantidad	Fig. N°	Referencia	Cantidad
1	43.70750.00	1	9	43.50755.27	1
2	43.70747.00	1	10	912.08000.66	2
3	603.08015.86	2	11	43.70445.00	1
4	43.01520.00	1	12	43.00751.01	1
5	55.00758.00	1	13	43.07512.00	1
6	106.12000.20	6	14	701.05000.66	2
7	43.70757.00	1	15	105.05000.66	2
8	28.00341.00	1	16	603.05015.86	2

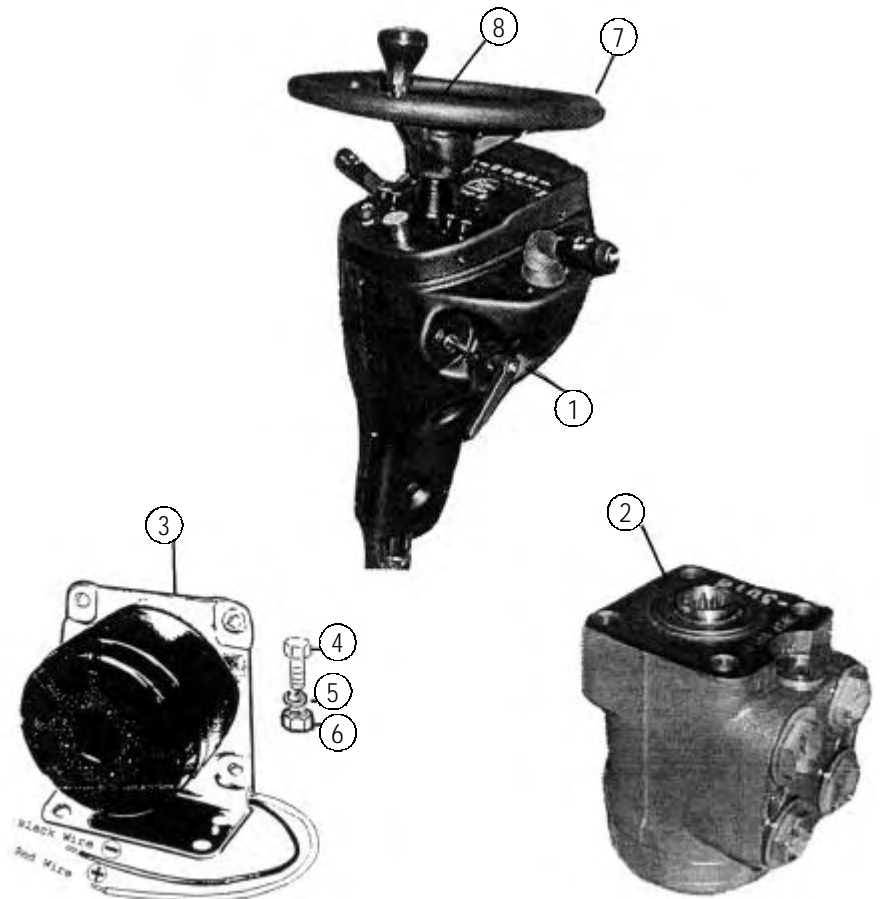




Dirección *Steering*

Dirección
Direction

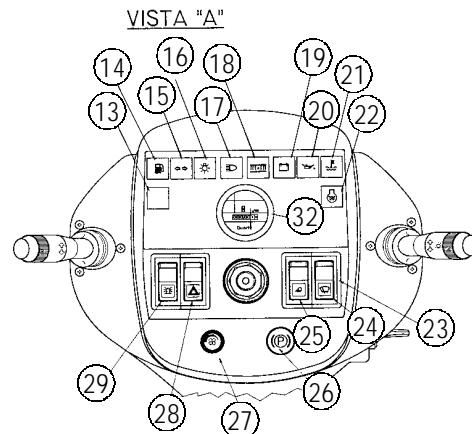
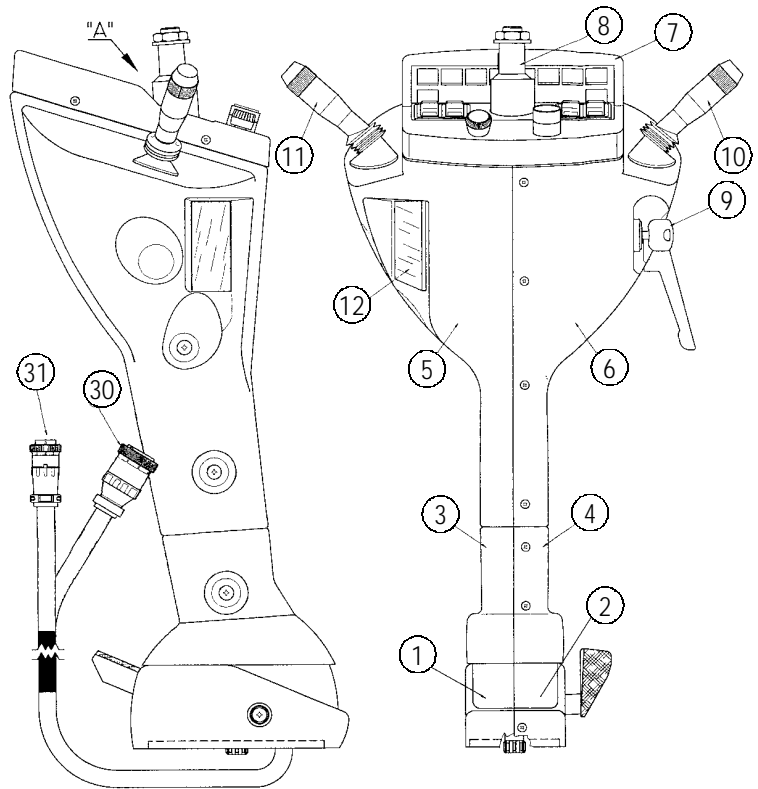
Fig. N°	Referencia	Cantidad
1	43.70900.00	(1)
2	43.80613.00	1
3	43.70340.00	1
4	603.05020.86	2
5	105.05000.66	2
6	701.05000.66	2
7	IM10033.00	1
8	IM10034.00	1



Dirección Steering

Columna Dirección
Direction Column

Fig. N°	Referencia	Cantidad	Fig. N°	Referencia	Cantidad
1	IM.10001.00	1	17	IM.10017.00	1
2	IM.10002.00	1	18	IM.10018.00	1
3	IM.10003.00	1	19	IM.10019.00	1
4	IM.10004.00	1	20	IM.10020.00	1
5	IM.10005.00	1	21	IM.10021.00	1
6	IM.10006.00	1	22	IM.10022.00	1
7	IM.10007.00	1	23	IM.10023.00	1
8	IM.10008.00	1	24	IM.10024.00	1
9	IM.10009.00	1	25	IM.10025.00	1
10	IM.10010.00	1	26	IM.10026.00	1
11	IM.10011.00	1	27	IM.10027.00	1
12	IM.10012.00	1	28	IM.10028.00	1
13	IM.10013.00	1	29	IM.10029.00	1
14	IM.10014.00	1	30	IM.10030.00	1
15	IM.10015.00	1	31	IM.10031.00	1
16	IM.10016.00	1	32	IM.10032.00	1

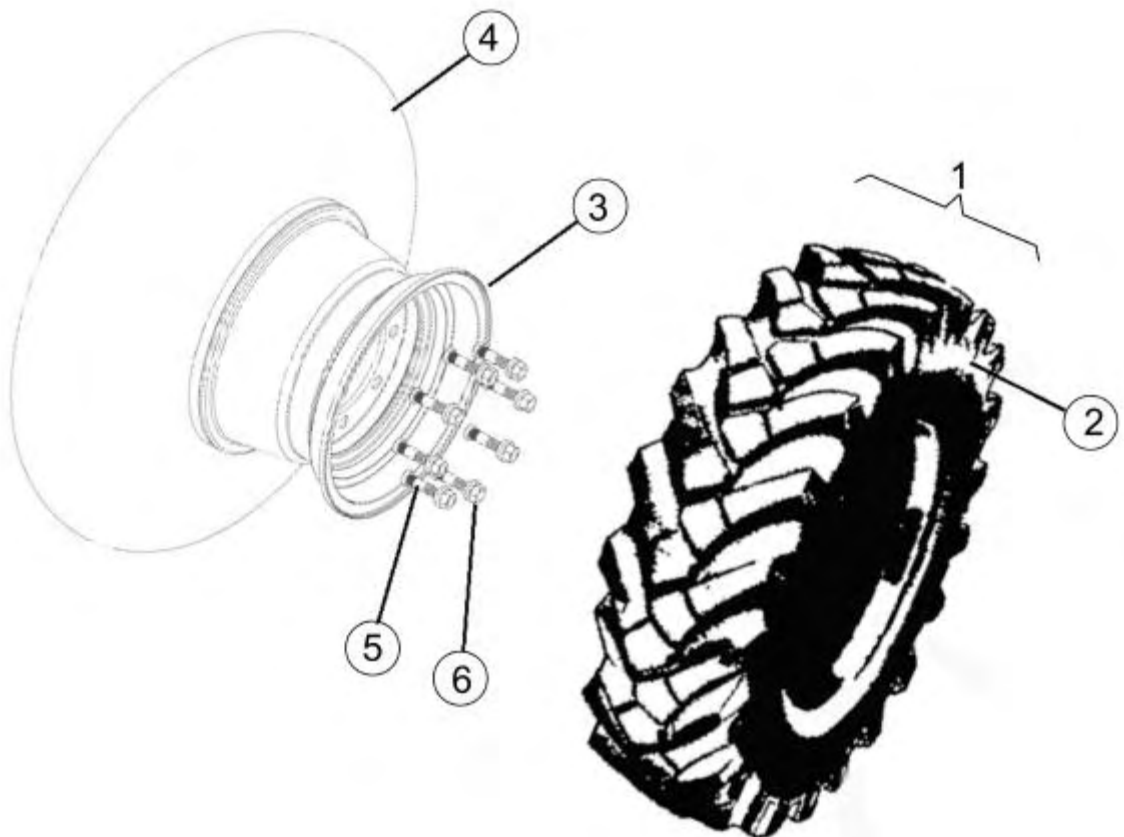




Ruedas Wheels

Ruedas
Wheels

Fig. Nº	Referencia	Cantidad
1	43.60910DE00	2
1	43.60910IZ00	2
2	43.00913.01	4
3	43.60911.00	4
4	43.00912.00	4
5	ZF01001/00	8
6	ZF01002/00	8

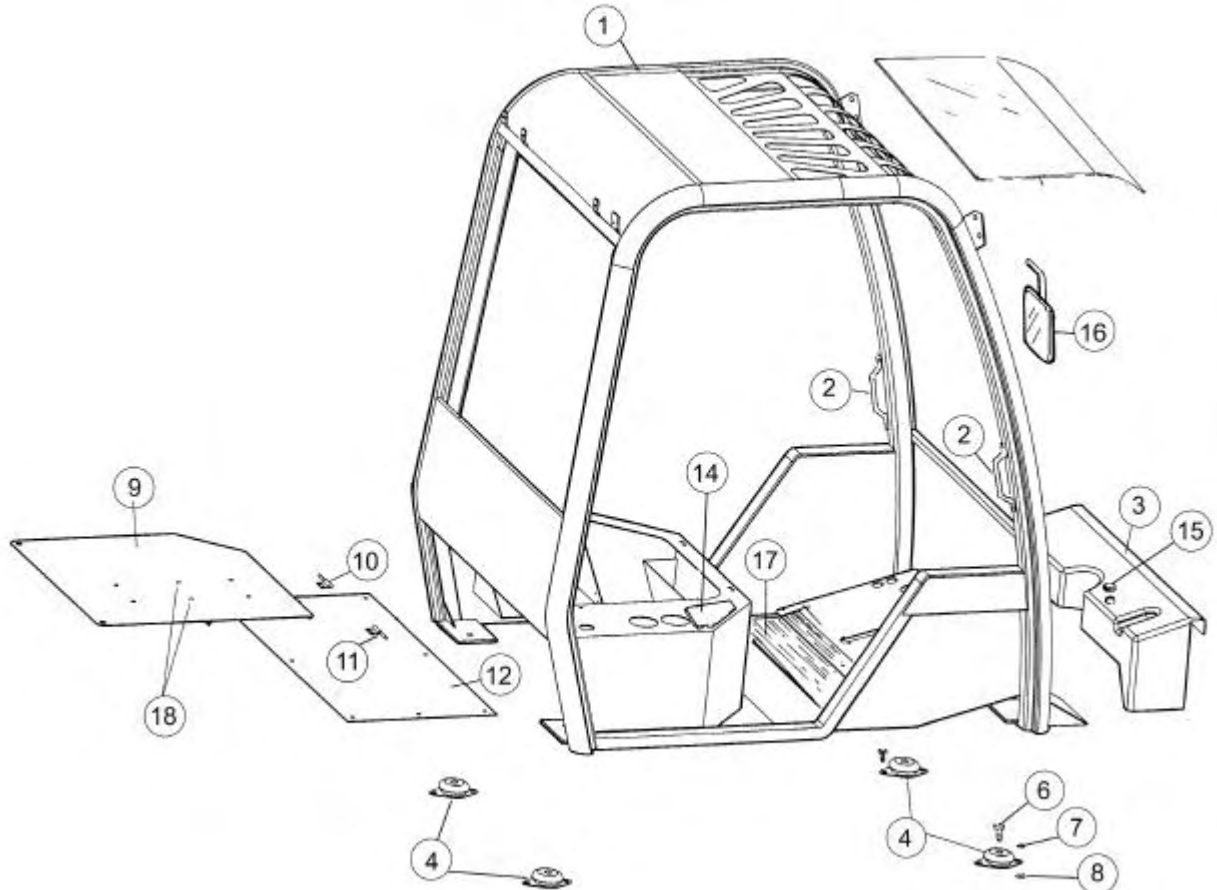


Carroceía Body

Protector conductor y tapas
Driver protector and covers

Fig. N°	Referencia	Cantidad	Fig. N°	Referencia	Cantidad
1 *	43.70873.00	1	10	43.50512.02	1
2	43.70991.00	2	11	43.50512.01	1
3	43.70877.00	1	12	43.70778.00	1
3 **	43.70876.00	1	13	43.70776.00	1
4	43.60151.00	4	14	43.70777.00	1
5	603.12020.86	8	15	02.32025.00	1
6	604.12030.86	4	16	43.70298.00	2
7	101.12000.86	12	17	43.70229.00	1
8	105.12000.86	12	18	02.32013.00	2
9	43.70779.00	1	19	01.00036.03	1

* Conjunto (ver 437-022-01)
** Aplicación calefactor



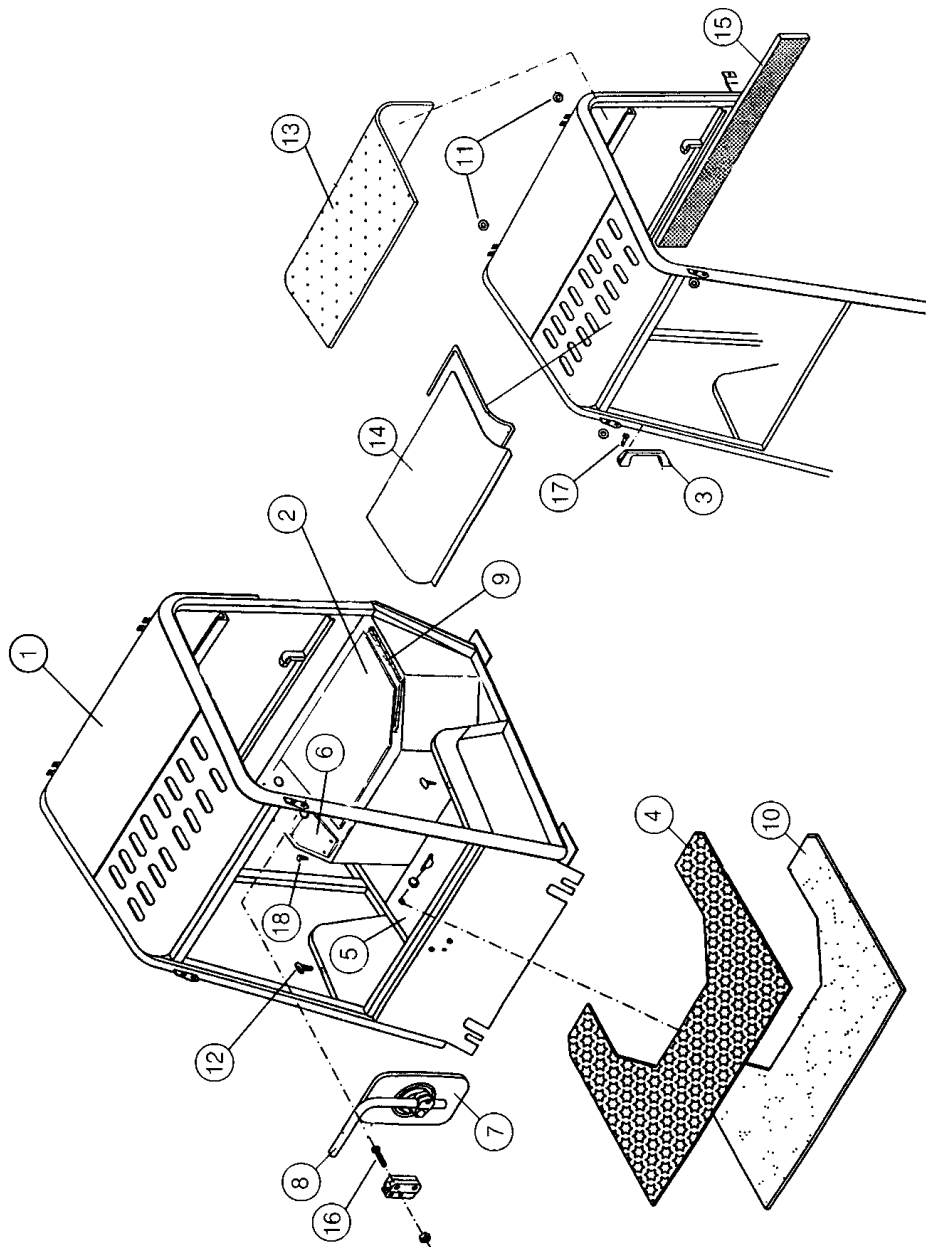


Carroceía

Body

Protector conductor simple
Simple driver cab

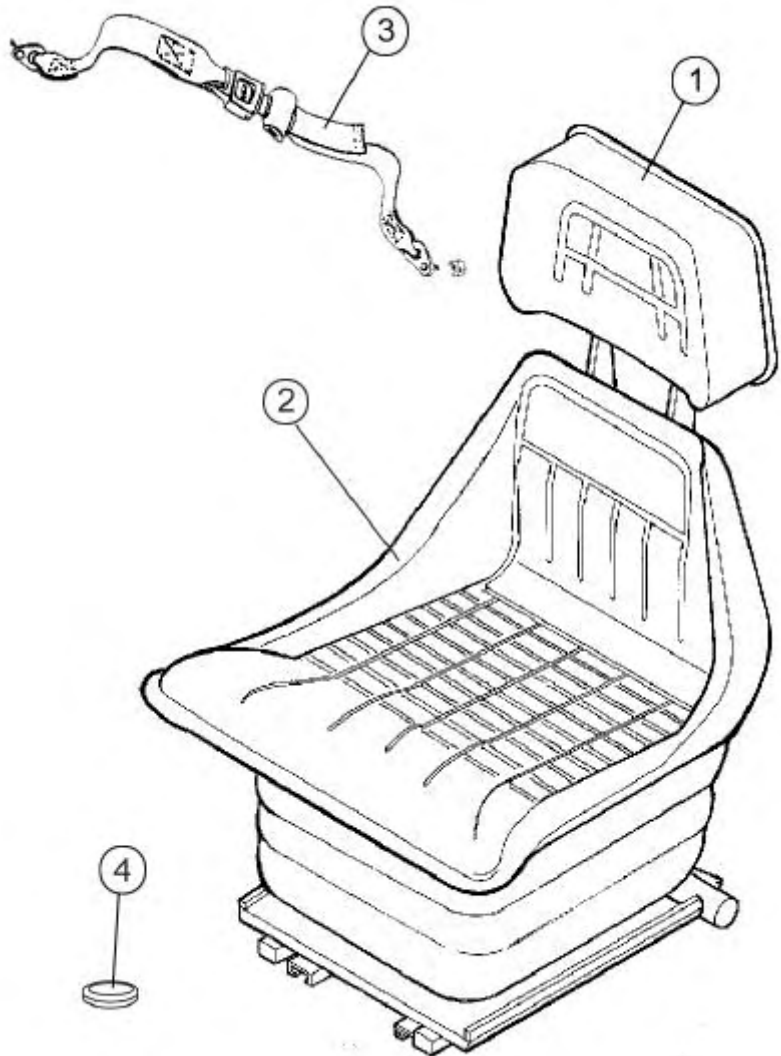
Fig. N°	Referencia	Cantidad	Fig. N°	Referencia	Cantidad
1	43.70872.00	1	10	MA.10024.00	1
2	MA.10001.00	1	11	MA.10025.00	4
3	MA.10007.00	2	12	MA.10028.00	2
4	MA.10008.00	1	13	MA.10061.00	1
5	MA.10019.00	1	14	43.70776.00	1
6	MA.10020.00	1	15	MA.10062.00	1
7	MA.10021.00	1	16	603.08035.86	2
8	MA.10022.00	1	17	624.08018.66	4
9	MA.10023.00	1	18	MA.10067.00	3



Carroceía *Body*

Asiento conductor
Driver seat

Fig. N°	Referencia	Cantidad
1	58.00940.00	1
2	58.00938.00	1
3	45.60002.01	1
4	02.32013.00	2



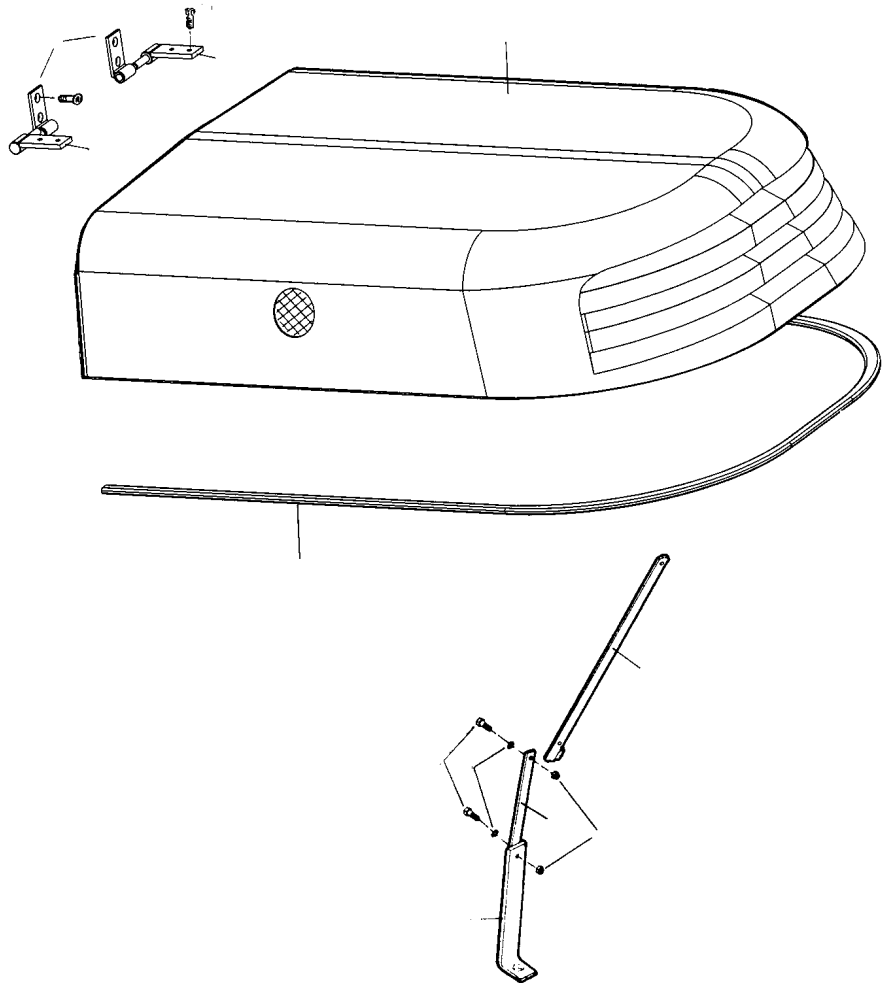


Carroceía

Body

Protector motor
Engine protector

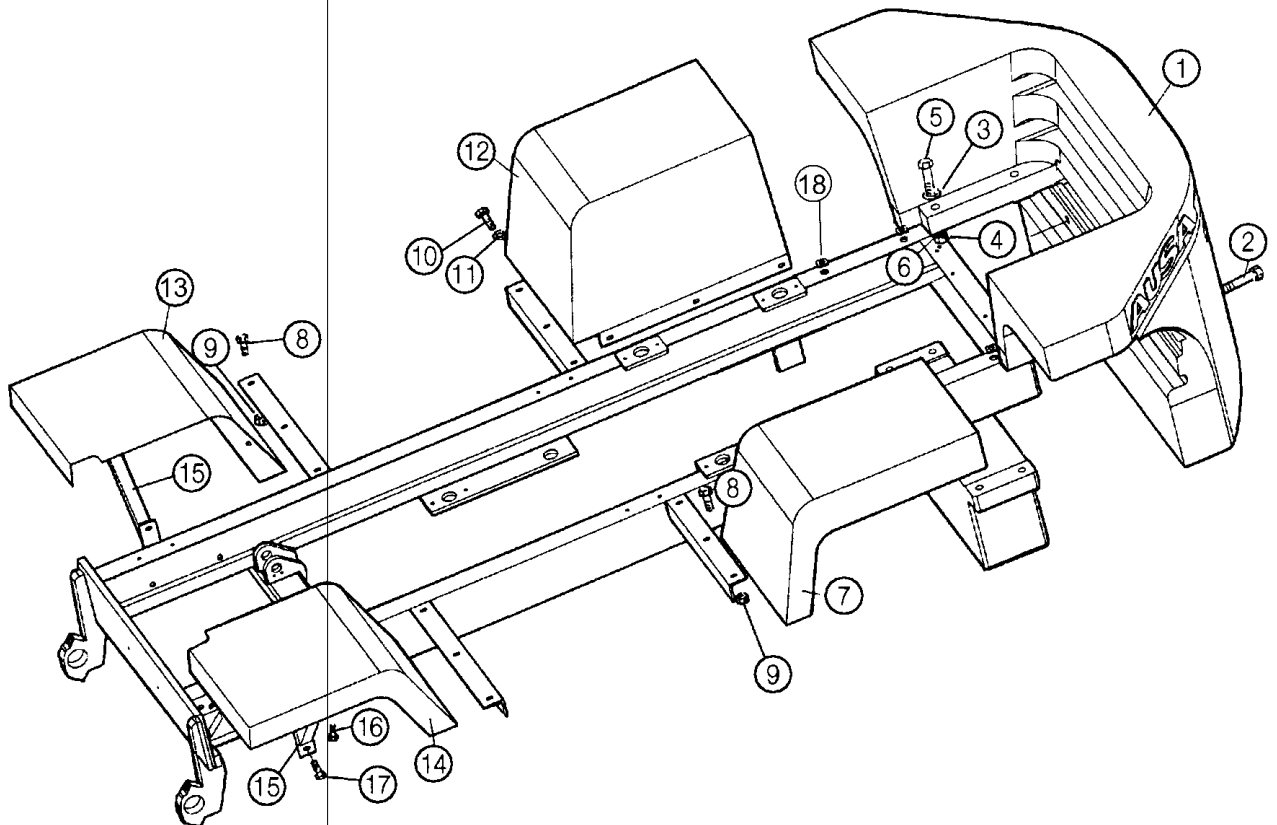
Fig. Nº	Referencia	Cantidad	Fig. Nº	Referencia	Cantidad
1	43.70781.00	1	8	711.08000.66	2
2	43.00782.00	2	9	603.08020.86	2
3	43.10732.00	1	10	101.08000.66	2
4	43.10733.00	1	11	43.10234.00	1
5	43.51544.00	1	12	43.50235.00	1
6	604.08020.86	4	13	43.10233.00	1
7	630.08020.86	4			



Carroceía Body

Contrapesos y planchas
Counterweights and Plates

Fig. N°	Referencia	Cantidad	Fig. N°	Referencia	Cantidad
1	43.50952.26	1	10	603.08020.86	6
2	604.20230.86	2	11	112.08000.86	6
3	15.00561.00	6	12	43.70775.00	1
4	701.20250.00	6	13	43.70770.01	1
5	604.20130.86	4	14	43.70772.01	1
6	105.20000.66	6	15	43.70773.01	2
7	43.70774.00	1	16	603.08015.86	2
8	604.10030.86	12	17	603.08020.86	4
9	701.10000.66	12	18	54.00750.00	4





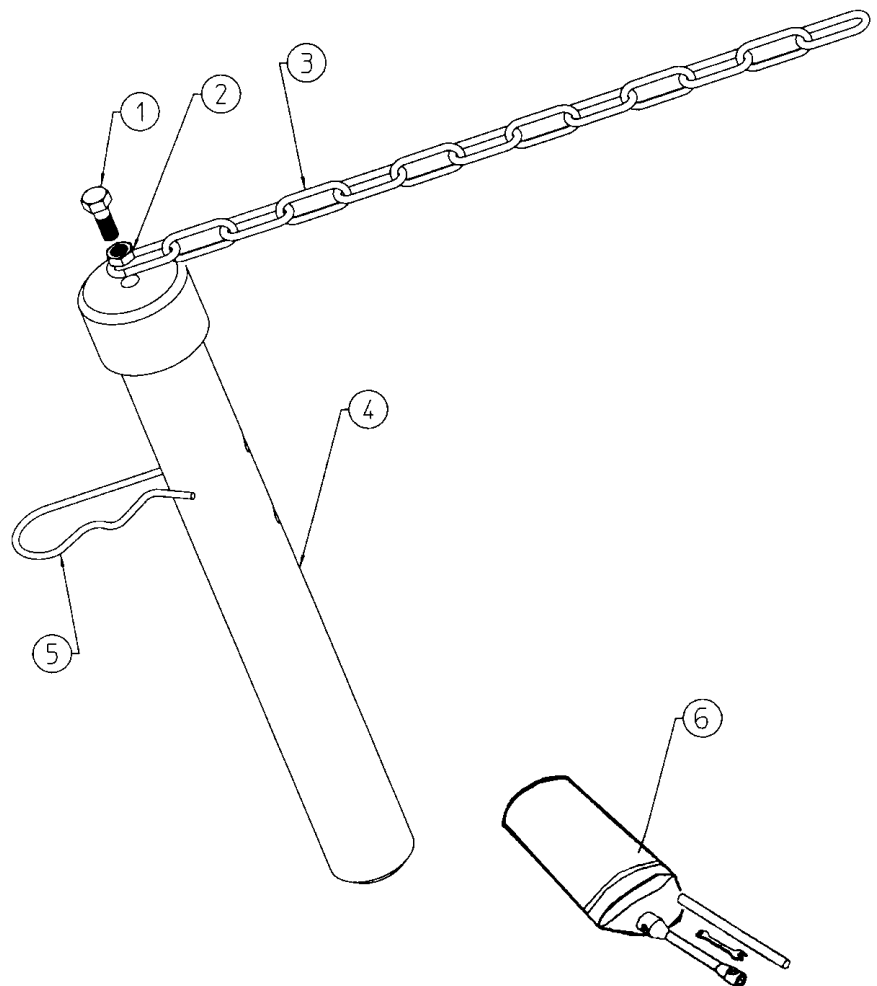
Carroceía

Body

Bulón
Driving pin

Fig. Nº	Referencia	Cantidad
1	603.05015.86	1
2	701.05000.66	1
3	15.00834.00	1
4	43.70835.00	1
5	15.00836.00	1
6 *	01.00036.02	1

* Bolsa herramientas

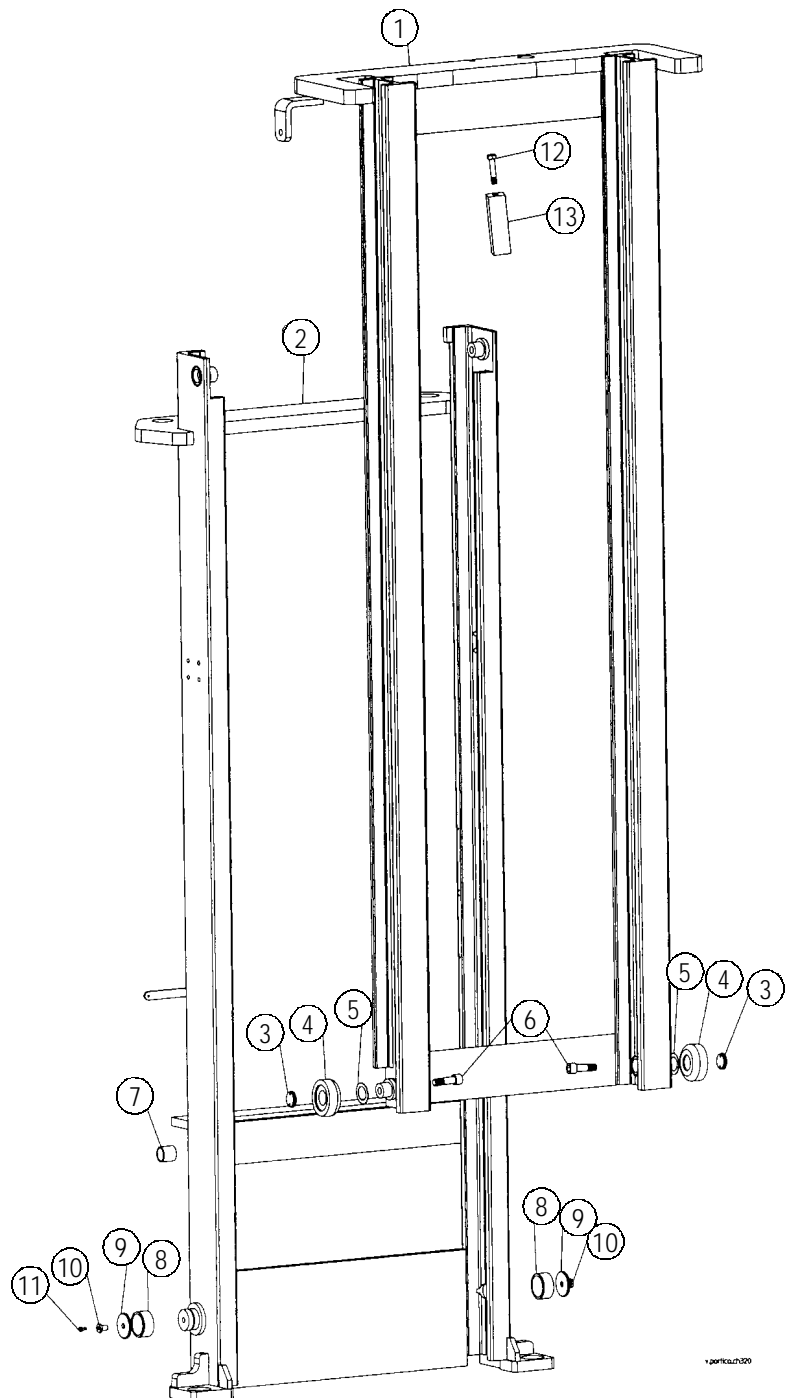


**Implementos
funcionamiento
máquina**

*Machine
operation
tools*

Pórtico duplex
Duplex mast

Fig. N°	Referencia	Cantidad	Fig. N°	Referencia	Cantidad
1	(ST)58.30200.00	1	6	610.16045.96	4
2	(ST)58.70100.00	1	7	08.00527.00	2
3	51.01346.15	2	8	10.09594.00	2
4	51.01341.10	2	9	10.01317.00	2
5	51.01342.11	var.	10	10.01318.00	2
5	51.01342.12	var.	11	902.08000.33	2
5	51.01342.13	var.	12	604.12060.86	1
5	51.01342.14	var.	13	51.20242.00	1



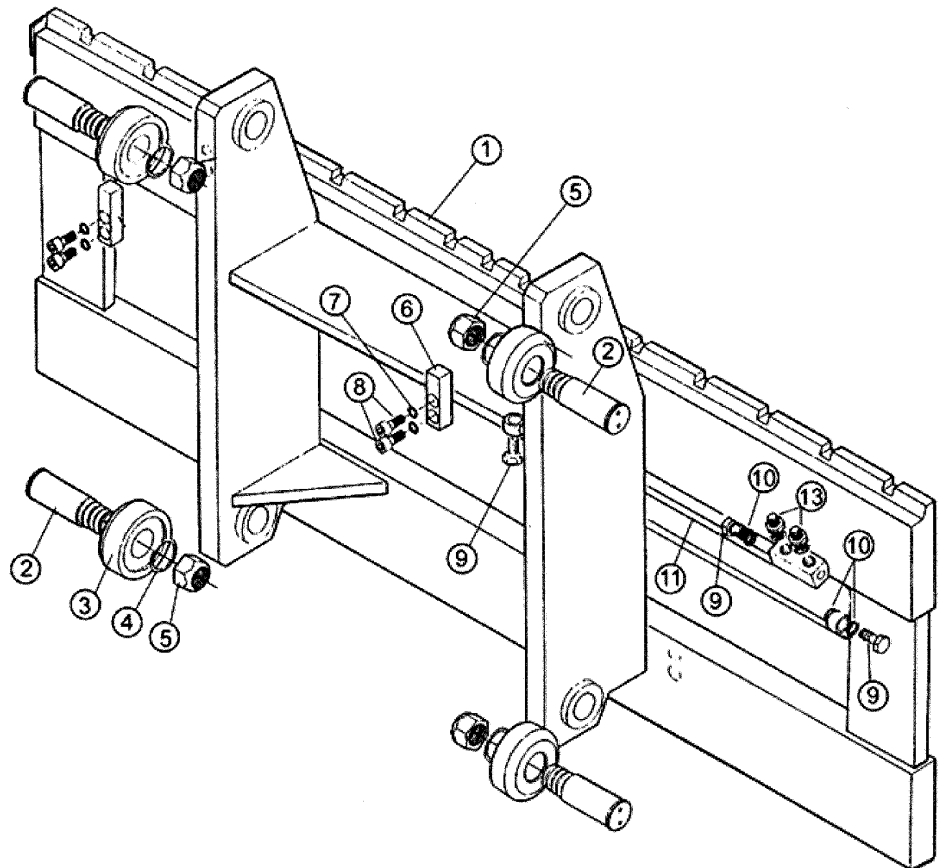


**Implementos
funcionamiento
máquina**
*Machine
operation
tools*

Placa portahorquillas
Port-fork plate

Fig. Nº	Referencia	Cantidad	Fig. Nº	Referencia	Cantidad
1	*(ST-1400)58.30400.06	(1)	7	101.10000.66	4
1	*(ST-1600)58.30400.04	(1)	8	601.10025.86	4
2	51.01347.10	4	9 *	28.00340.00	4
3	51.01341.10	4	10*	28.00341.00	4
4	51.01342.11-14	var.	11*	19.00530.31	1
5	720.30000.66	4	12*	19.00530.30	1
6	51.20431.00	2	13*	19.00720.00	2

SOLO EN TABLERO DESPLAZABLE



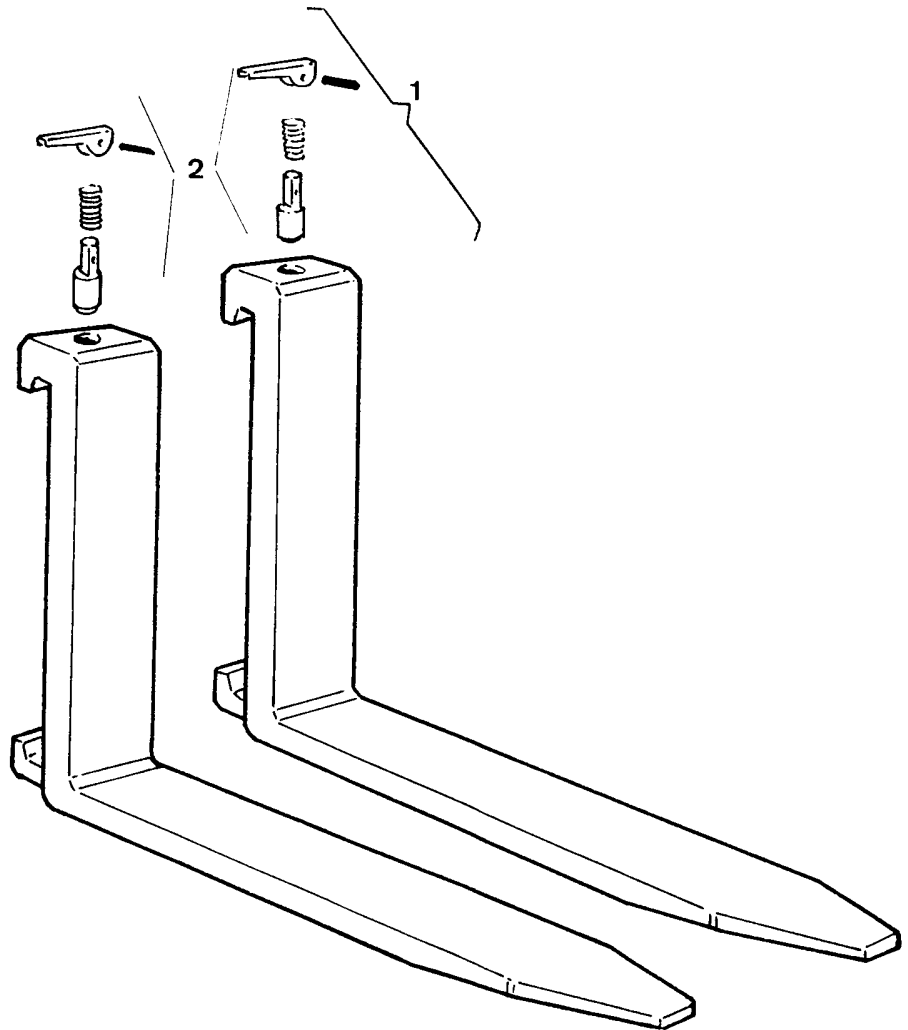
**Implementos
funcionamiento
máquina**

*Machine
operation
tools*

Horquillas
Forks

Fig. N°	Referencia	Cantidad
1 *	43.71360.00	2
1 **	58.01360.02	2
2	45.91303.00	2

* CH320
** CH280





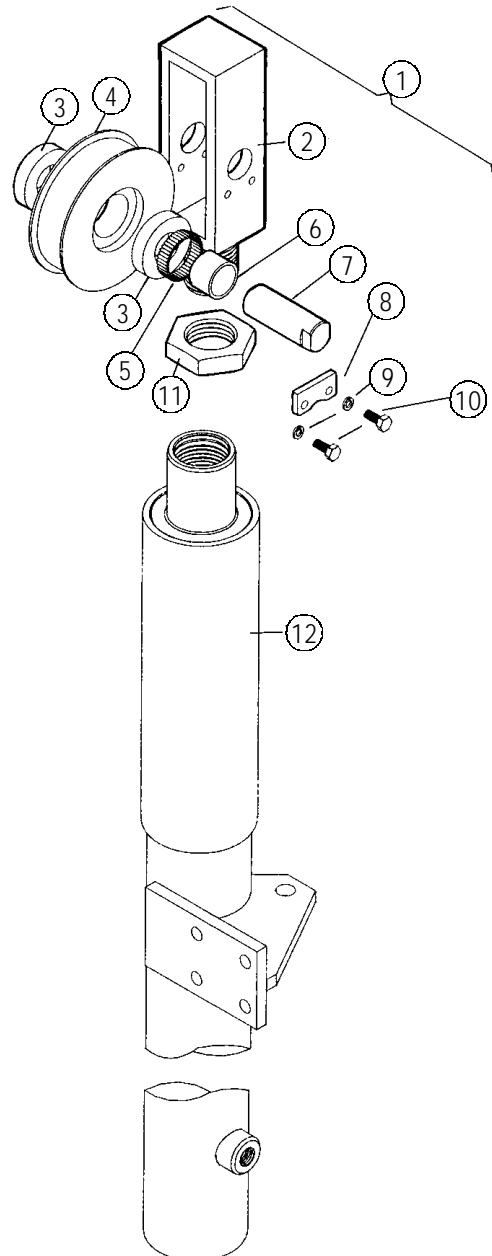
**Implementos
funcionamiento
máquina**

*Machine
operation
tools*

Soporte polea
Pulley support

Fig. Nº	Referencia	Cantidad	Fig. Nº	Referencia	Cantidad
1	51.03812.00	(2)	8	15.00832.00	2
2	51.20381.00	2	9	105.06000.66	4
3	45.20409.00	4	10	603.06015.86	4
4	51.20380.00	2	11	702.39016.86	2
5	910.25020.00	80	12*	51.30323.00	1
6	909.25020.00	4	12**	51.40323.00	1
7	10.16407.00	2			

* IZQUIERDA
** DERECHA



**Implementos
funcionamiento
máquina**

**Machine
operation
tools**

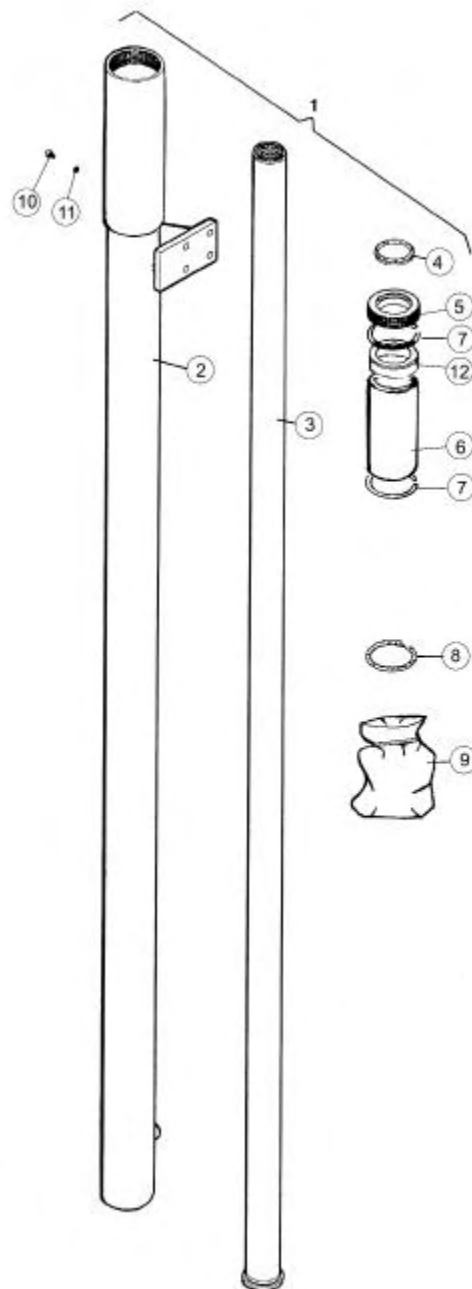
Cilindros elevación
Tilting cylinders

Fig. N°	Referencia	Cantidad	Fig. N°	Referencia	Cantidad
1 *	51.30323.00	(1)	6	51.00572.00	1
1 **	51.40323.00	(1)	7	51.01572.00	2
2 *	51.30334.00	1	8 ***	201.55005.50	1
2 **	51.30334.10	1	9 ***	58.99100.10	(1)
3	51.30332.00	1	10	10.12360.00	1
4 ***	206.50000.50	1	11	105.06000.20	1
5 ***	229.50010.50	1	12	51.00573.00	1

* IZQUIERDA

** DERECHA

*** SOLO SE SIRVE EN CONJUNTO





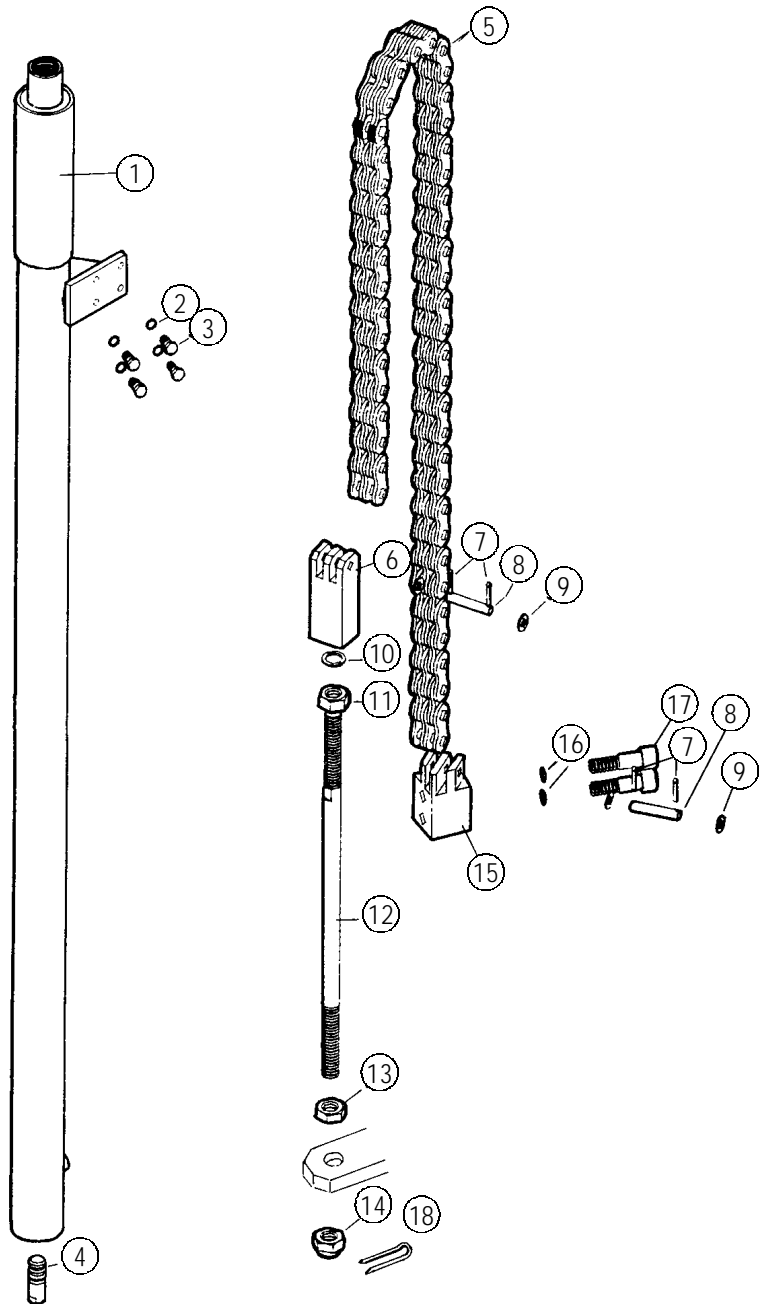
**Implementos
funcionamiento
máquina**

*Machine
operation
tools*

Montaje cadena
Chain mounting

Fig. Nº	Referencia	Cantidad	Fig. Nº	Referencia	Cantidad
1 *	51.30323.00	(1)	10	105.14000.00	2
1 **	51.40323.00	(1)	11	01.01308.00	2
2	105.10000.66	4	12	45.20382.02	2
3	601.10035.86	4	13	709.14000.66	2
4	45.20140.00	2	14	718.14000.66	2
5	45.20386.06	1	15 *	45.20384.02	1
6	45.20388.00	2	15 **	45.20384.01	1
7	401.02020.60	4	16	104.12000.66	4
8	16.01328.00	4	17	45.20390.01	4
9	101.08000.66	2	18	401.03030.60	2

* IZQUIERDA
** DERECHA



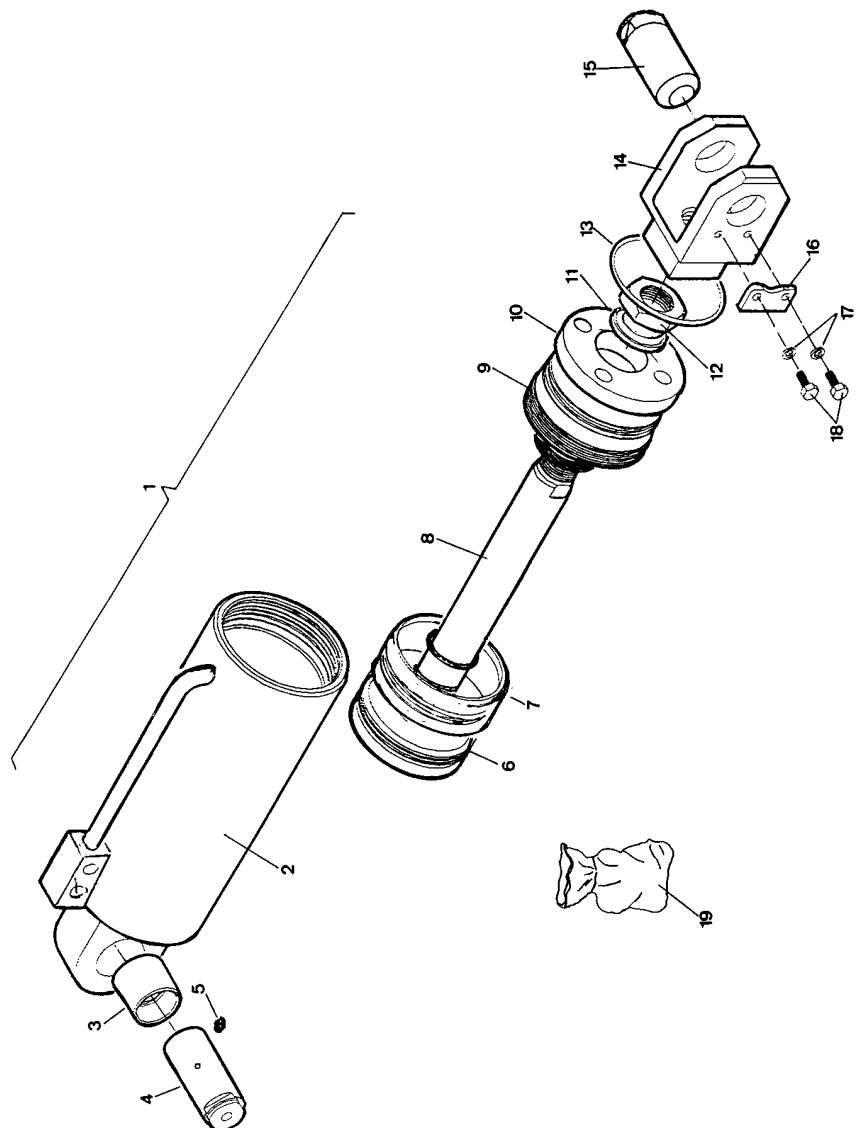
**Implementos
funcionamiento
máquina**

**Machine
operation
tools**

Cilindro inclinación
Tilting cylinder

Fig. N°	Referencia	Cantidad	Fig. N°	Referencia	Cantidad
1	43.70100.00	(2)	11*	203.30008.50	1
2	43.70520.00	1	12	10.01117.00	1
3	43.70528.00	2	13*	201.05153.50	1
4	09.00135.00	1	14	10.01115.01	1
5	901.08000.00	2	15	15.01216.00	1
6	08.00521.04	1	16	15.00832.00	2
7 *	207.63028.50	1	17	105.06000.66	4
8	43.70525.00	1	18	603.06015.86	2
9	08.00528.02	1	19	09.99500.06	(1)
10	08.00530.01	1			

* SOLO SE SIRVE EN CONJUNTO

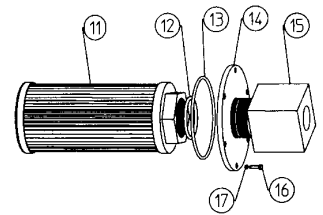
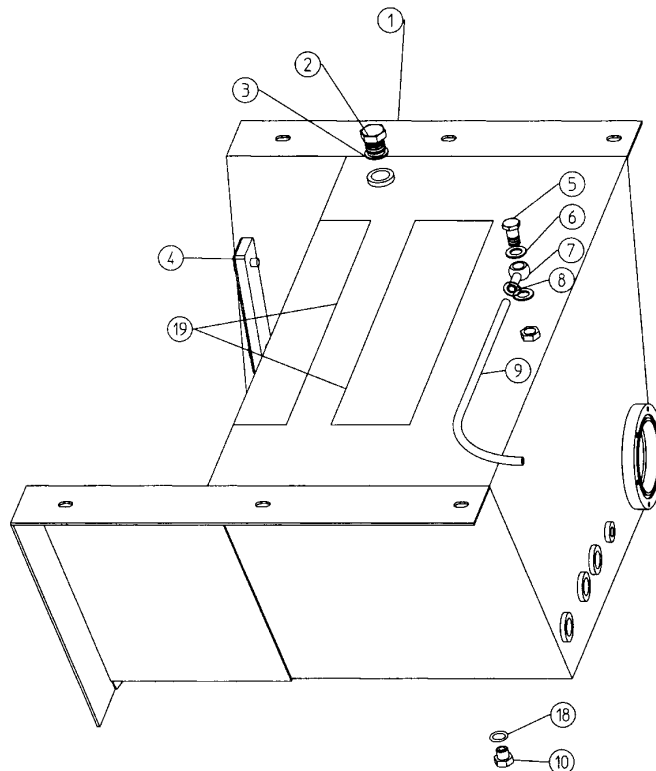




Instalación
circuito
hidráulico
Hydraulic
circuit

Depósito hidráulico
Hydraulic tank

Fig. N°	Referencia	Cantidad	Fig. N°	Referencia	Cantidad
1	43.70430.00	1	11	58.01810.00	1
2	45.10803.10	1	12	201.45035.00	1
3	08.00316.00	1	13	201.95003.50	1
4	43.20015.00	1	14	43.70408.00	1
5	52.00110.00	1	15	43.70407.00	1
6	106.14000.20	2	16	603.06015.86	6
7	58.01664.00	1	17	105.06000.66	6
8	912.14000.00	2	18	107.14000.10	1
9	43.14105.48	1	19	58.01465.00	2
10	00.02803.00	1			



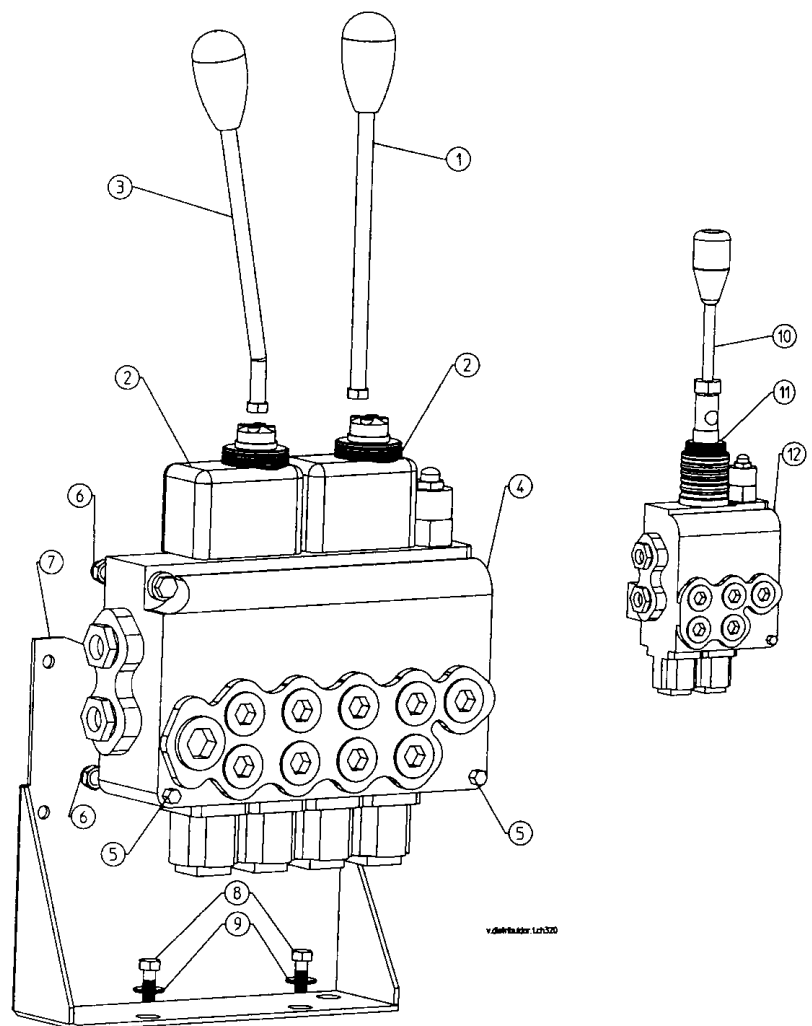
v.deposito.oil.ch320

**Instalación
circuito
hidráulico**

*Hydraulic
circuit*

Distribuidor
Distributor

Fig. N°	Referencia	Cantidad	Fig. N°	Referencia	Cantidad
1	43.70464.00	1	7	43.70451.00	1
2	43.70462.00	2	8	603.08015.86	4
3	43.70464.01	1	9	112.08000.66	4
4	43.70450.01	1	10	43.70465.00	1
5	603.08075.86	3	11	43.70463.00	1
6	711.08000.66	3	12	43.70460.00	1

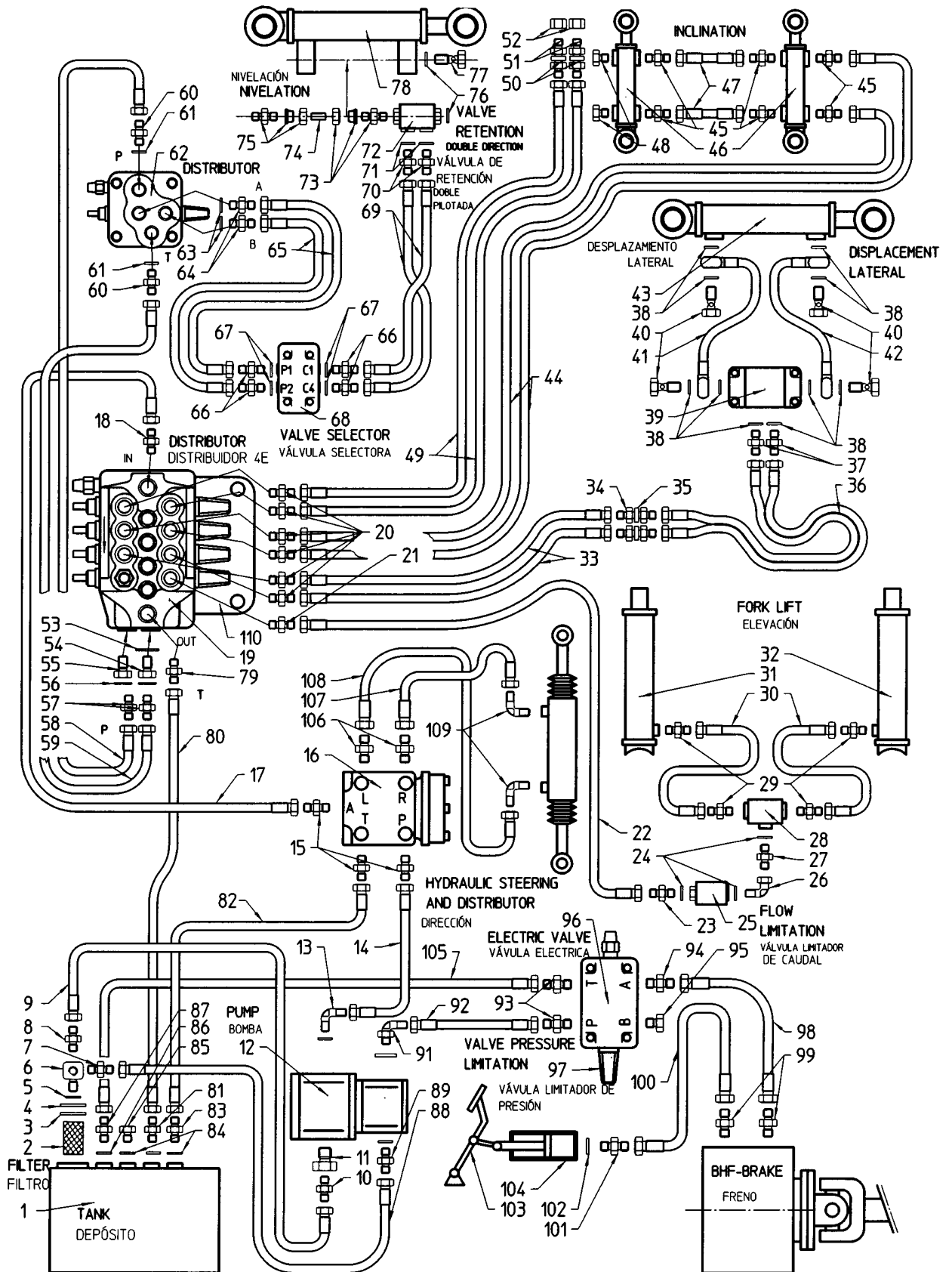




**Instalación
circuito
hidráulico**
*Hydraulic
circuit*

Grupo hidrostático
Hydrostatic group

Fig. Nº	Referencia	Cantidad	Fig. Nº	Referencia	Cantidad
1	43.70430.00	1	56	juntos con 57	1
2	58.01810.00	1	57	47.01434.00	1
3	201.95003.50	1	58	43.70792.00	1
4	43.70408.00	1	59	43.70793.00	1
5	201.46003.50	1	60	47.01435.00	1
6	43.70407.00	1	61	juntos con 60	1
7	43.70940.00	1	62	43.70460.00	1
8	43.70446.00	1	63	juntos con 64	1
9	43.80324.00	1	64	45.01454.00	1
10	43.70941.00	1	65	43.70790.00	1
11	53.01456.00	1	66	45.01454.00	1
12	43.80946.00	1	67	juntos con 66	1
13	43.70944.00	1	68	42.70100.00	1
14	43.80327.00	1	69	43.70791.00	1
15	45.03637.01	1	70	42.70209.00	1
16	43.80613.00	1	71	juntos con 70	1
17	43.80329.00	1	72	43.50173.00	1
18	47.01432.00	1	73	43.50174.01	1
19	43.70450.01	1	74	43.50171.00	1
20	43.70444.00	1	75	43.50174.00	1
21	47.01432.00	1	76	28.00341.00	1
22	43.70311.00	1	77	28.00340.00	1
23	47.01477.00	1	78	43.51150.00	1
24	08.00317.00	1	79	55.01448.00	1
25	58.01392.00	1	80	43.80692.00	1
26	45.01365.00	1	81	55.01448.00	1
27	08.00319.00	1	82	43.80328.00	1
28	45.20186.00	1	83	43.70940.00	1
29	47.01435.00	1	84	45.01423.00	1
30	58.30368.00	1	85	54.55046.00	1
31	51.40323.00	1	86	45.01423.00	1
32	51.30323.00	1	87	43.70442.00	1
33	43.70318.00	1	88	43.80326.00	1
34	43.01369.00	1	89	45.03652.00	1
35	101.14000.66	1	90	-----	1
36	43.70368.00	1	91	43.70943.00	1
37	19.00720.00	1	92	43.80332.00	1
38	28.00341.00	1	93	45.01454.00	1
39	19.00520.01	1	94	43.11476.00	1
40	28.00340.00	1	95	60.00802.00	1
41	19.00530.30	1	96	43.70121.00	1
42	19.00530.31	1	97	60.70122.00	1
43	28.00200.03	1	98	43.80333.00	1
44	43.70315.00	1	99	52.01441.00	1
45	42.70209.00	1	100	43.70313.00	1
46	43.70100.00	1	101	43.50755.27	1
47	43.70307.00	1	102	28.00341.00	1
48	46.09014.00	1	103	43.70750.00	1
49	43.70309.00	1	104	43.70747.00	1
50	101.14000.66	1	105	43.80325.00	1
51	43.01369.00	1	106	47.01435.00	1
52	43.70441.00	1	107	43.80330.00	1
53	45.01423.00	1	108	43.80331.00	1
54	47.01476.00	1	109	43.70301.00	1
55	43.70461.00	1	110	43.70451.00	1



CM 280



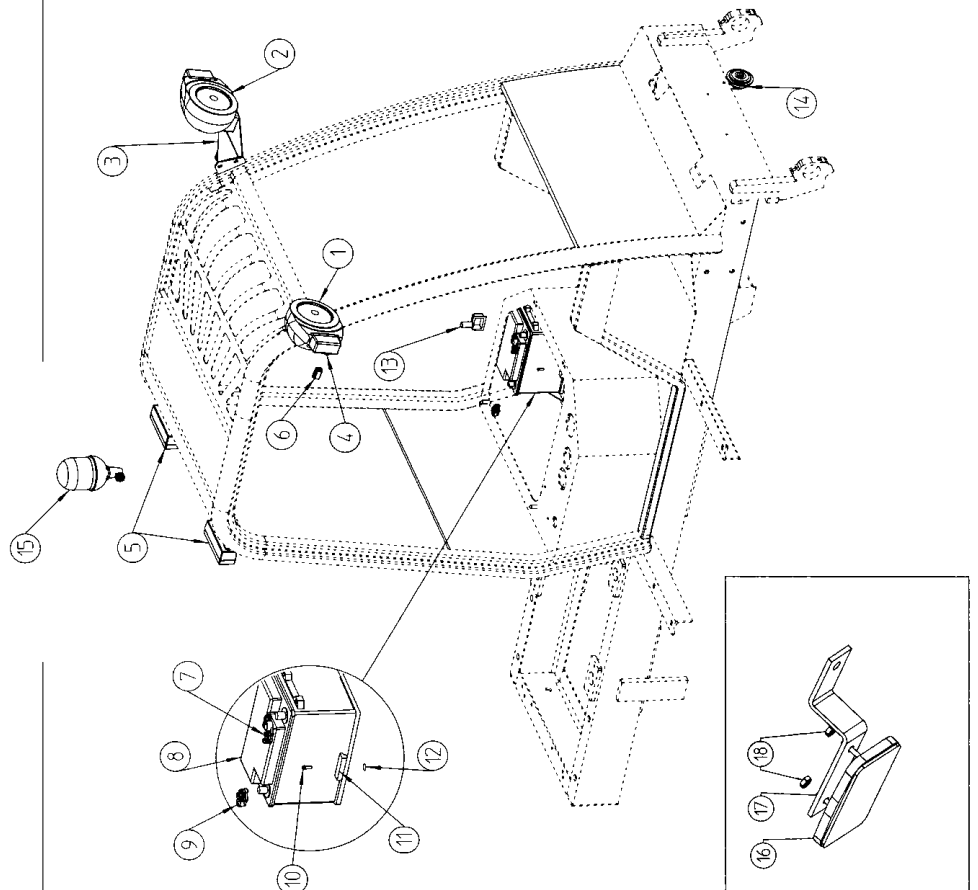
Instalación eléctrica

Electric circuit

Instalación eléctrica
Electric installation

Fig. N°	Referencia	Cantidad	Fig. N°	Referencia	Cantidad
1	43.70324.00	1	10	603.06030.86	1
2	43.70325.00	1	11	43.10827.01	1
3	43.70327.00	1	12	701.06000.66	1
4	43.70326.00	1	13	46.10002.00	1
5	54.01327.00	2	14	00.09034.00	1
6	43.70329.00	2	15*	01.00912.00	1
7	43.70748.00	1	16**	14.40901.00	1
8	15.01411.00	1	17**	43.70143.00	1
9	43.70749.00	1	18**	701.04000.66	2

* OPCIONAL
** CATADIOPTICO



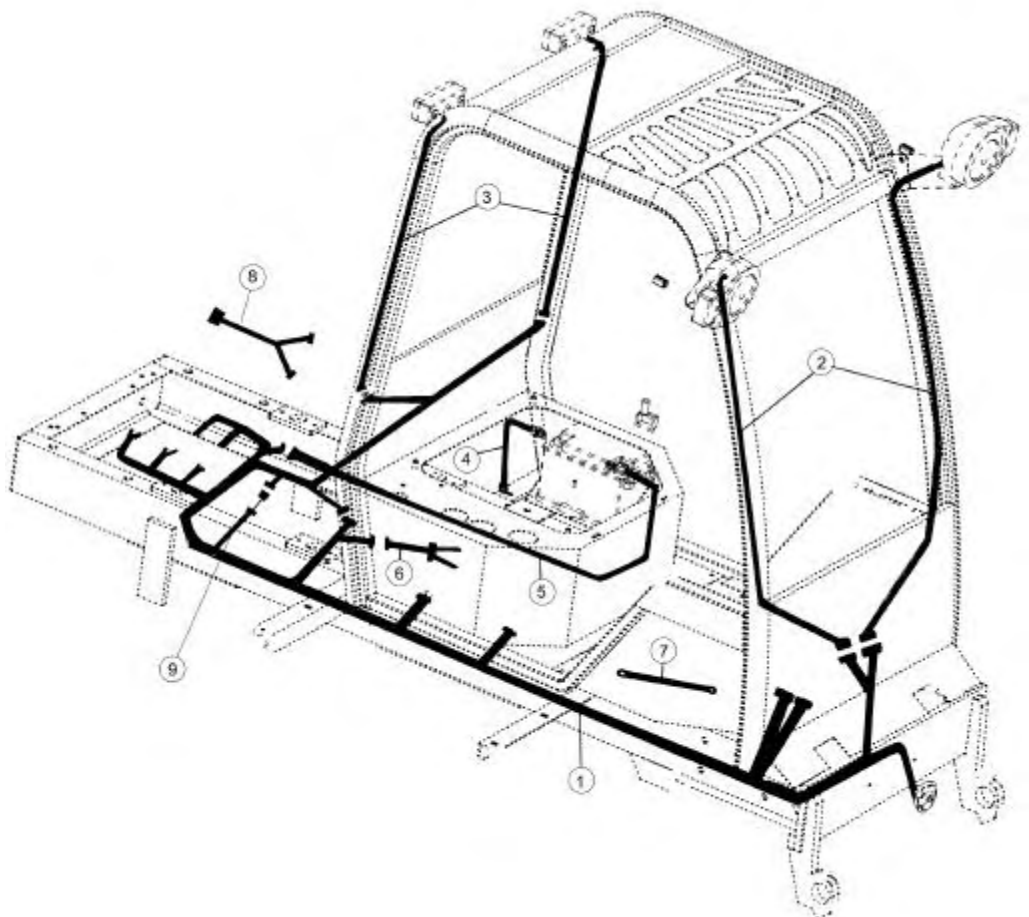
Instalación eléctrica

Electric circuit

Instalación cables
Cable installation

Fig. Nº	Referencia	Cantidad
1	43.70700.00	1
2	43.70704.00	2
3	43.70705.00	2
4	43.70749.00	1
5	43.70748.00	1
6	43.70741.00	1
7	46.01529.00	1
8	43.70740.00	1
9 *	43.70712.00	1
10 **	43.70134.00	1

* I/E resistencia
** I/E sensor





Placas Plates

Placas
Plates

Fig. Nº	Referencia	Cantidad	Fig. Nº	Referencia	Cantidad
1	43.01351.01	1	13	45.19101.00	2
2	43.01351.02	1	14	43.01352.10	1
3	43.01351.05	1	15	43.01170.00	1
4	45.01352.00	2	16	(E) 02.00774.00	1
5	58.01353.00	2	16	(F) 02.00777.00	1
6	43.01904.10	3	16	(GB) 02.00779.01	1
7	43.80350.00	1	16	(G) 02.00778.00	1
8	01.00779.21	1	17	43.90005.00	2
9	43.70780.00	1	18	43.01355.01	4
9	43.70780.01	1	19	43.00396.01	1
10	10.00788.00	2	20	45.01354.10	1
11	43.01356.00	1	21	45.00760.00	1
12	43.00395.00	2	22	45.00760.01	1

Tablero desplazamiento lateral

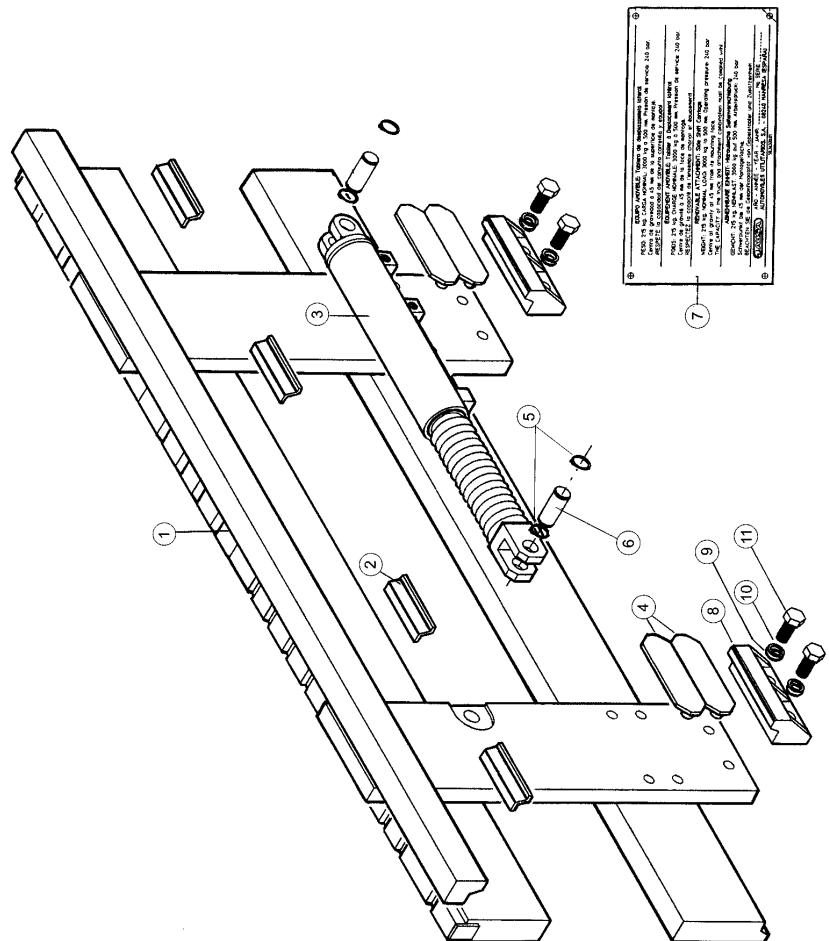
Displacement lateral pannel

Desplazamiento lateral
Lateral displacement

Mástil 3,6M-4,5M-5,4M-6,75M
Mast 3,6M-4,5M-5,4M-6,75M

- Ref. 43.70160.00 - 3,6M
- Ref. 43.70160.01 - 4,5M
- Ref. 43.70160.02 - 5,4M
- Ref. 43.70160.03 - 6,75M

Fig. N°	Referencia	Cantidad	Fig. N°	Referencia	Cantidad
1	58.30700.06	1	7	58.36320.01	1
2	58.36302.00	4	8	58.36304.00	2
3	28.00200.03	1	9	101.16000.66	4
4	19.00303.00	4	10	105.16000.66	4
5	904.22000.00	4	11	604.16040.86	4
6	19.00301.00	2			





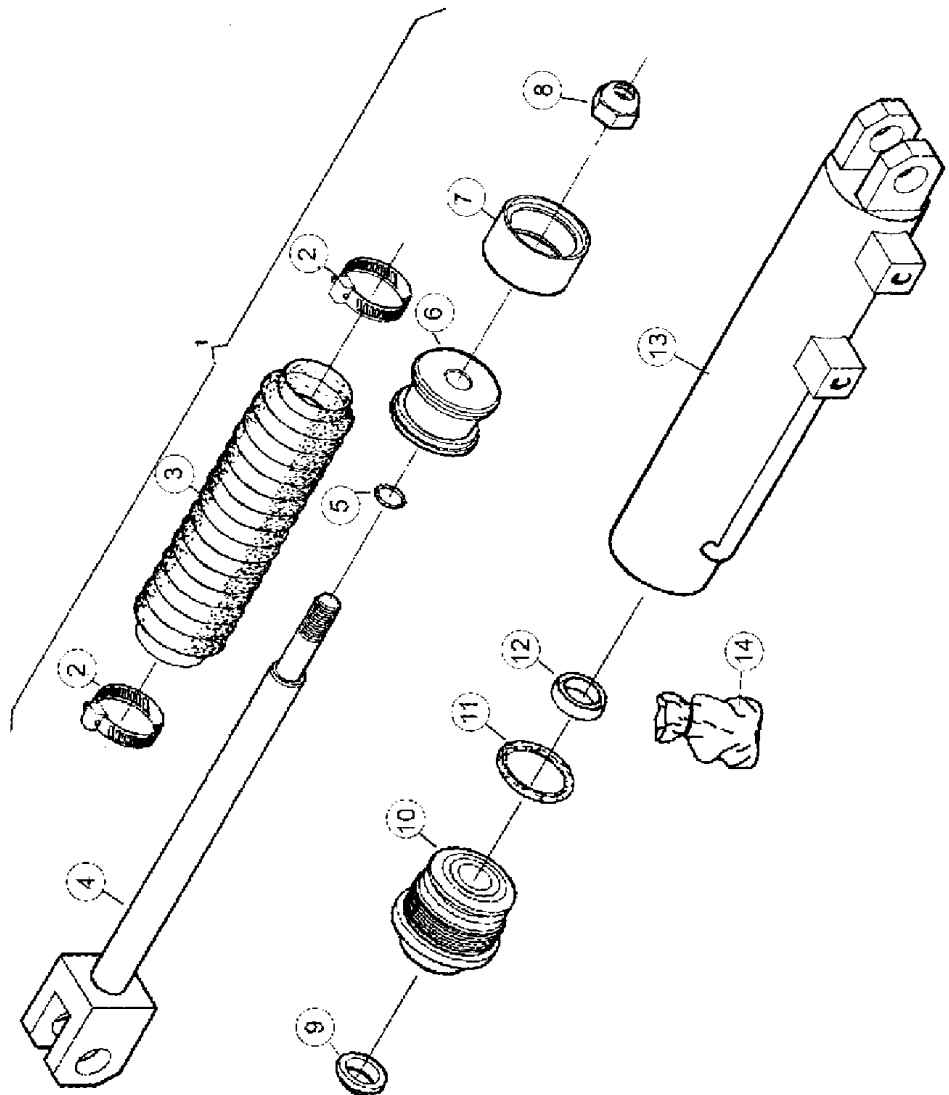
**Tablero
desplazamiento
lateral**

*Displacement
lateral pannel*

Cilindro desplazamiento
Displacement cylinder

Fig. N°	Referencia	Cantidad	Fig. N°	Referencia	Cantidad
1	28.00200.03	(1)	8	708.16000.66	1
2	935.44047.66	2	9 *	228.02230.50	1
3	45.01492.00	1	10	19.00220.01	1
4	19.00215.01	1	11 *	201.04705.50	1
5 *	201.01725.50	1	12 *	229.02228.50	1
6	19.00221.01	1	13	45.01510.02	1
7 *	207.05543.50	1	14 *	28.99200.03	1

* SOLO SE SIRVE EN CONJUNTO



Tablero desplazamiento lateral

Displacement lateral pannel

Tubos
Tube

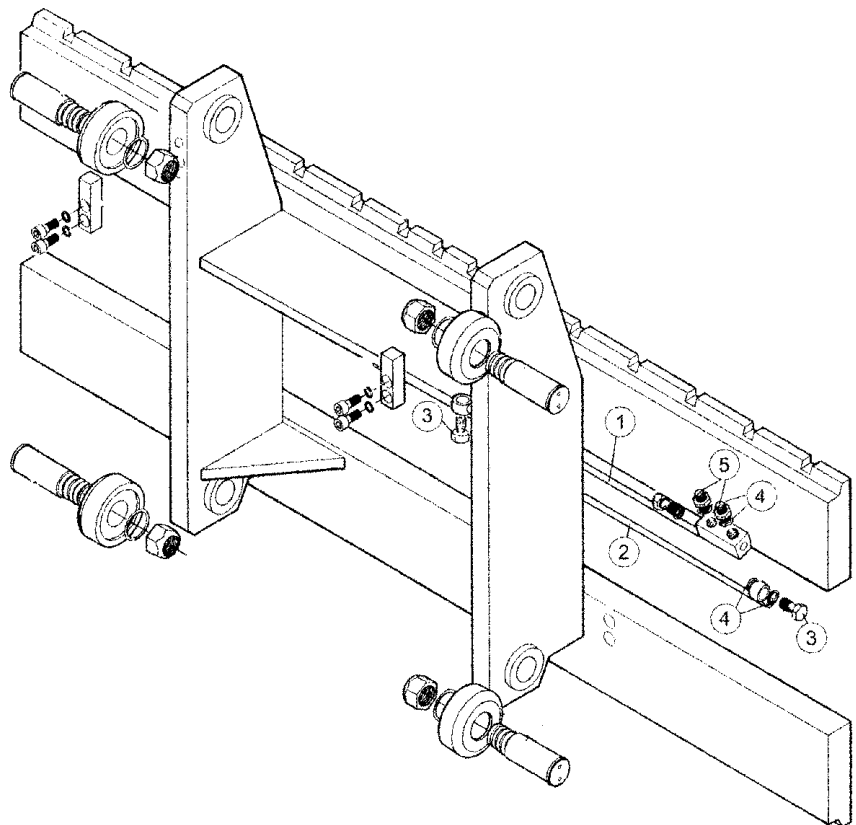
Fig. N°	Referencia	Cantidad
1 *	19.00530.31	1
1 **	58.50431.00	1
2 ***	19.00530.30	1
2 ****	58.50432.00	1
3	28.00340.00	4
4	28.00341.00	10
5	19.00720.00	2

* TD 3,6 M - 4,5 M

** TD 5,4 M - 6,75 M

*** TD 3,6 M - 4,5 M

**** TD 5,4 M - 6,75 M





Tablero desplazamiento lateral

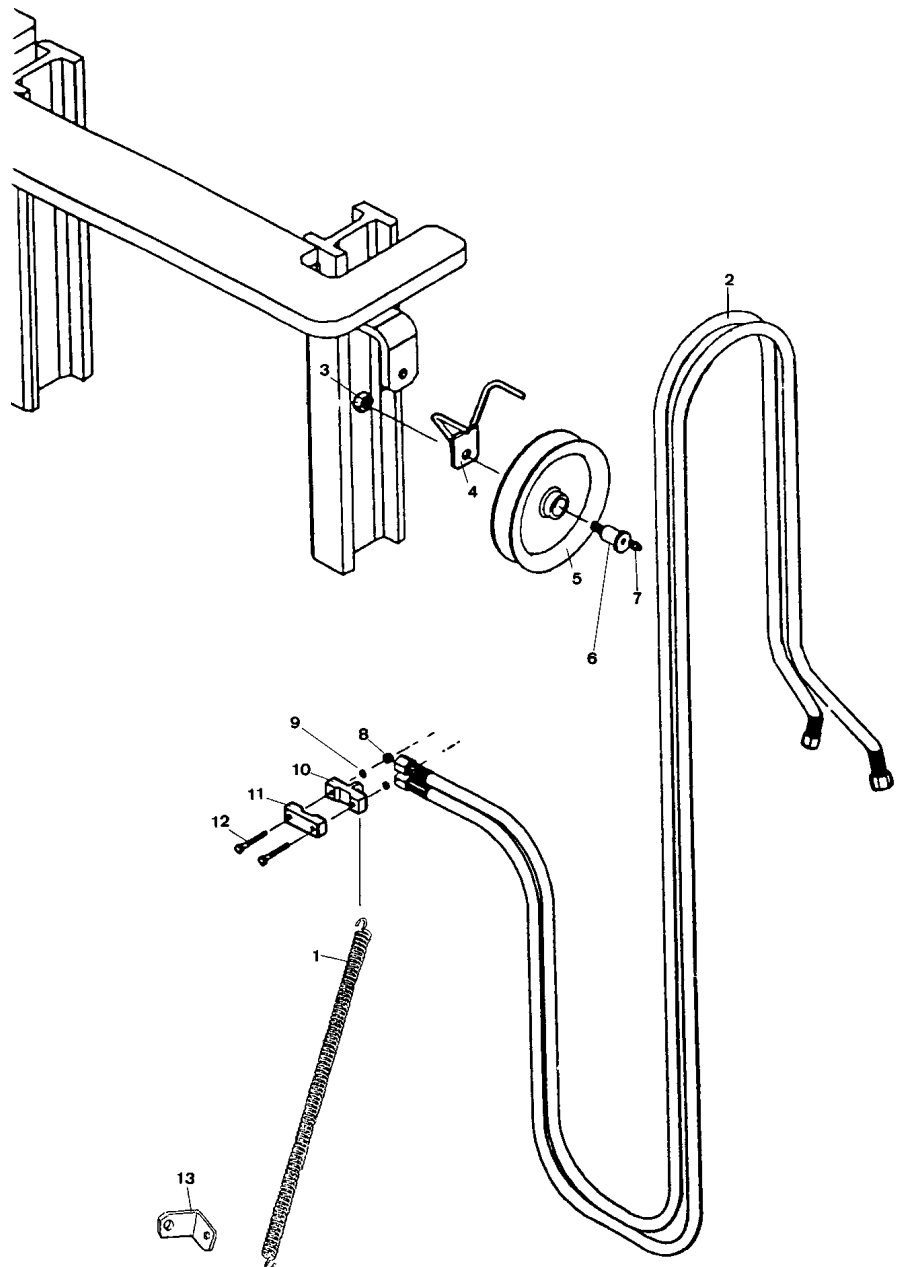
Displacement lateral pannel

Accesorios tablero
Panel accessories

Mástil 3,6 M. - 4,5 M.
Mast 3,6 M. - 4,5 M.

Fig. N°	Referencia	Cantidad	Fig. N°	Referencia	Cantidad
1	28.00322.02	1	7	901.08000.33	1
2	43.70368.00	1	8	711.06000.66	2
2	43.50368.05	1	9	104.06000.66	2
3	701.14000.86	1	10	28.00345.01	1
4	43.01364.00	1	11	28.00345.02	1
5	28.00318.10	1	12	603.06045.86	2
6	28.00319.10	1	13	45.04113.01	1

* MA. - 3,60 M.
** MA. - 4,50 M.

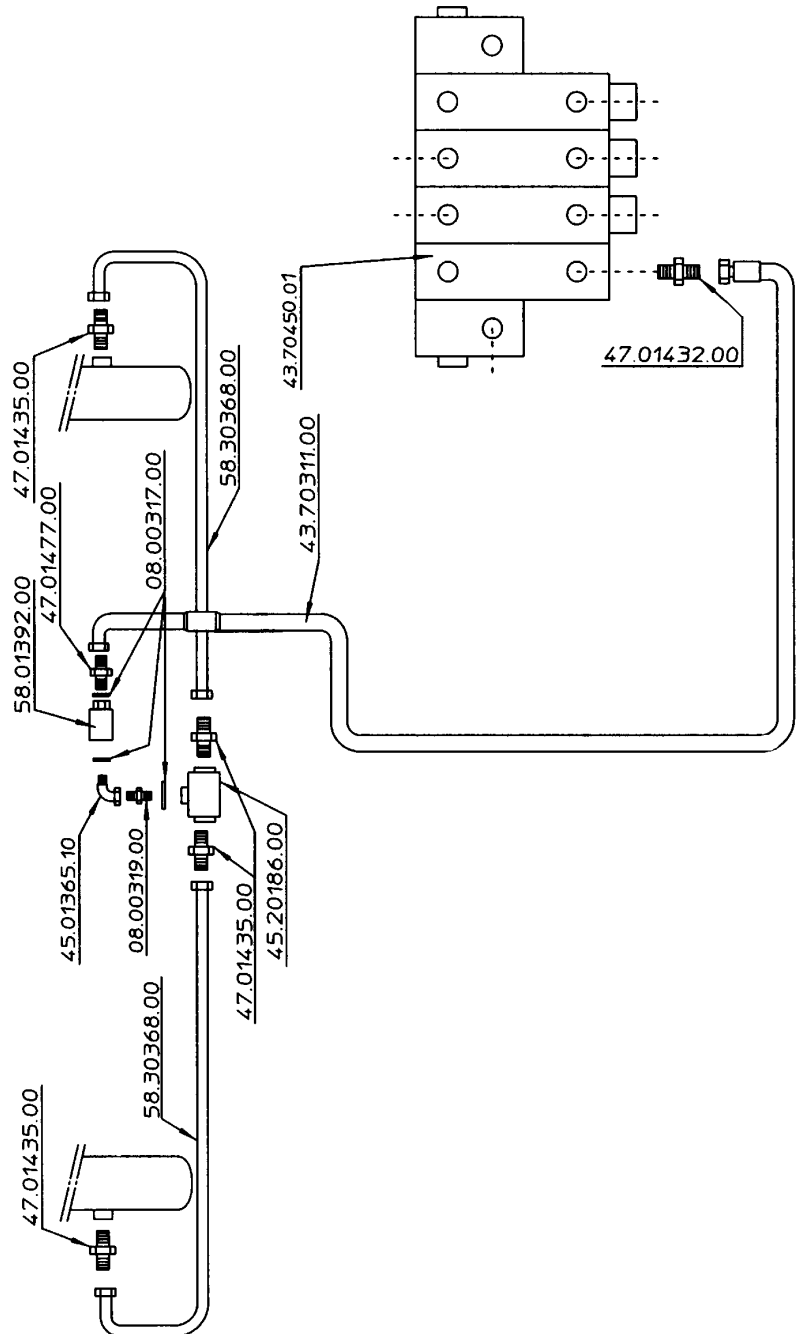


Tablero desplazamiento lateral

Displacement lateral pannel

Instalación hidráulica
Hydraulic installation

Mástil 3,6 M. - 4,5 M.
Mast 3,6 M. - 4,5 M.



v.i.h.ch320.port.



**Tablero
desplazamiento
lateral**

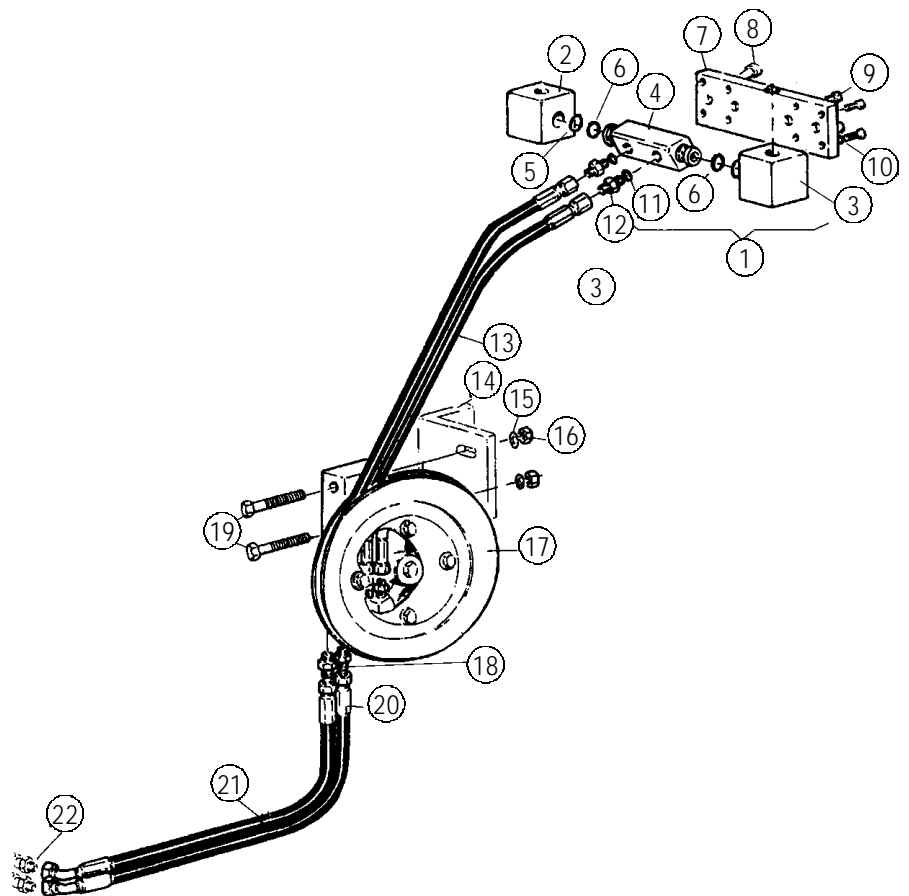
*Displacement
lateral pannel*

Instalación hidráulica
Hydraulic installation

Mástil 5,4 M. - 6,75 M.
Mast 5,4 M. - 6,75 M.

Fig. N°	Referencia	Cantidad	Fig. N°	Referencia	Cantidad
1	28.00310.00	1	13**	58.60721.00	1
2	28.00313.00	1	14	43.02760.02	1
3	28.00312.00	1	15	105.12000.66	2
4	28.00314.01	1	16	711.12000.66	2
5	201.11024.50	2	17*	43.02710.20	1
6	221.16001.00	2	17**	58.61710.00	1
7	28.00311.00	1	18	43.02711.00	2
8	601.10025.86	2	19	604.12080.86	2
9	601.05015.86	8	20	43.02710.00	2
10	104.05000.66	8	21*	43.70367.00	1
11	28.00341.00	2	21**	43.70721.00	1
12	28.00337.00	2	22	43.01369.00	2
13*	43.02721.01	1			

* MA. - 5,4 M.
** MA. - 6,75 M.



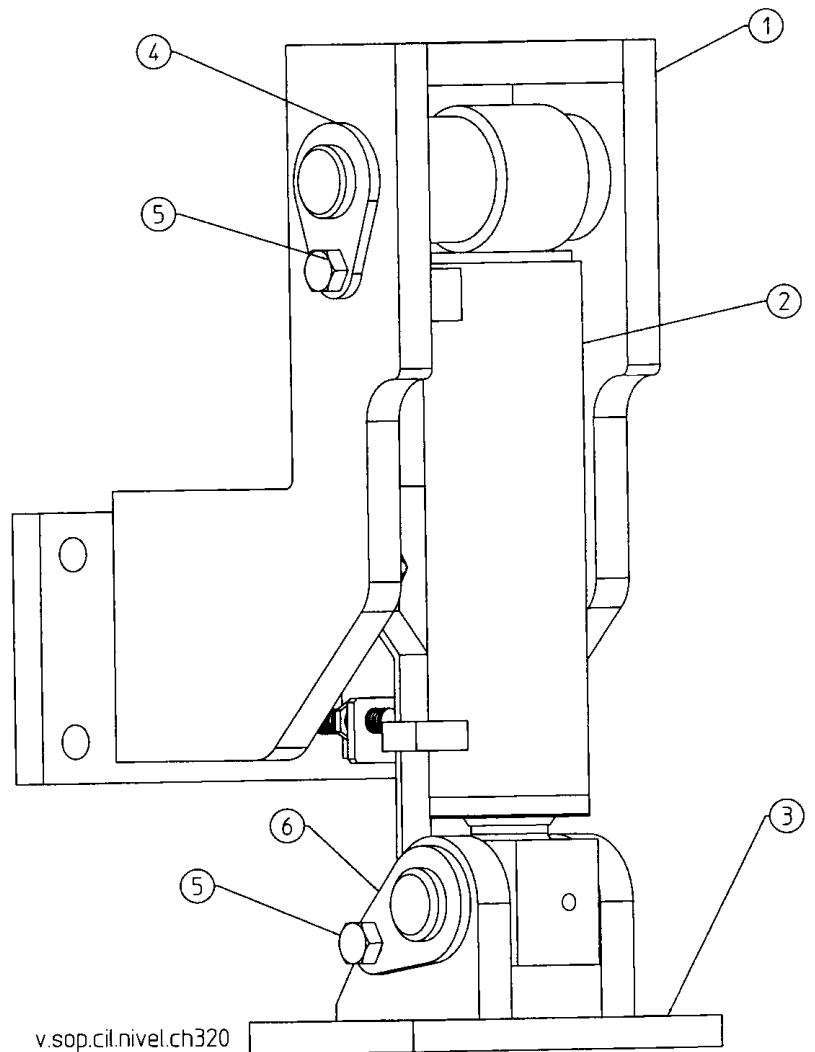
Cilindro nivelación

Levelling cylinder

Soportes
Fastening

Ref. 43.79001.00

Fig. N°	Referencia	Cantidad
1	43.70845.01	1
2	43.51150.01	(1)
3	43.70857.00	1
4	43.50167.00	1
5	603.12025.86	2
6	47.01167.00	1



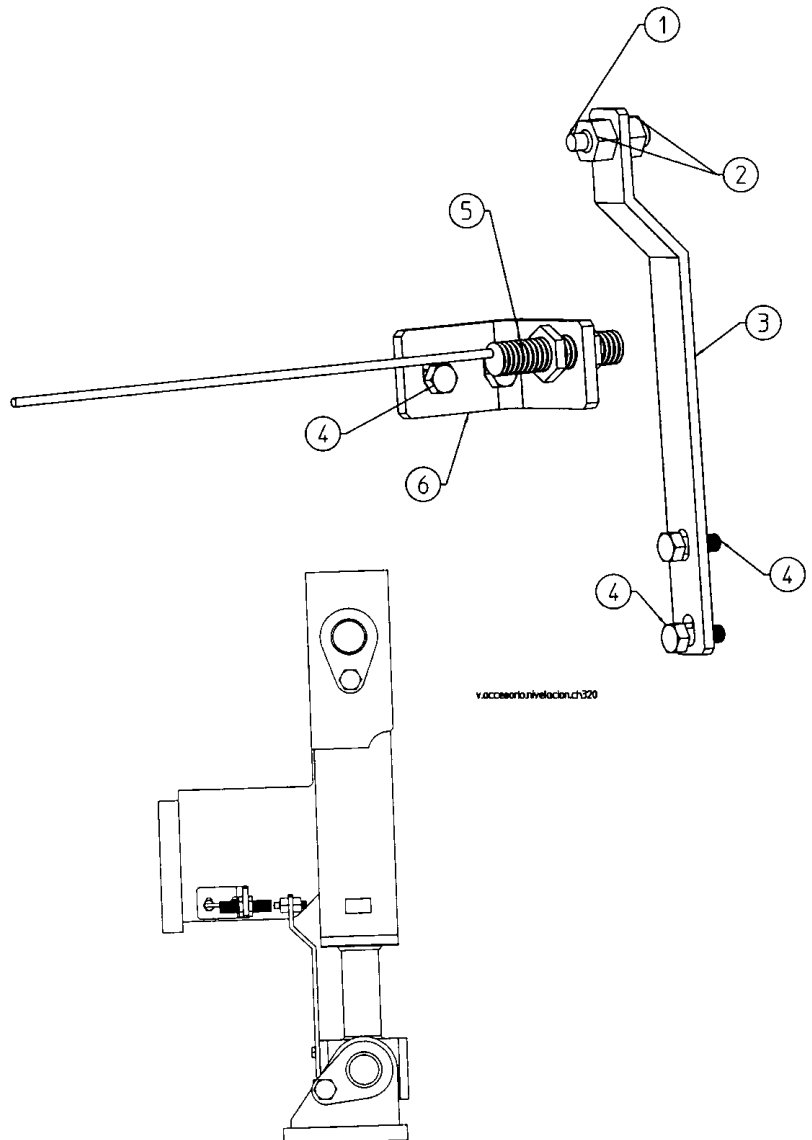


Cilindro nivelación

Levelling cylinder

Accesorios nivelación
Leveling accessories

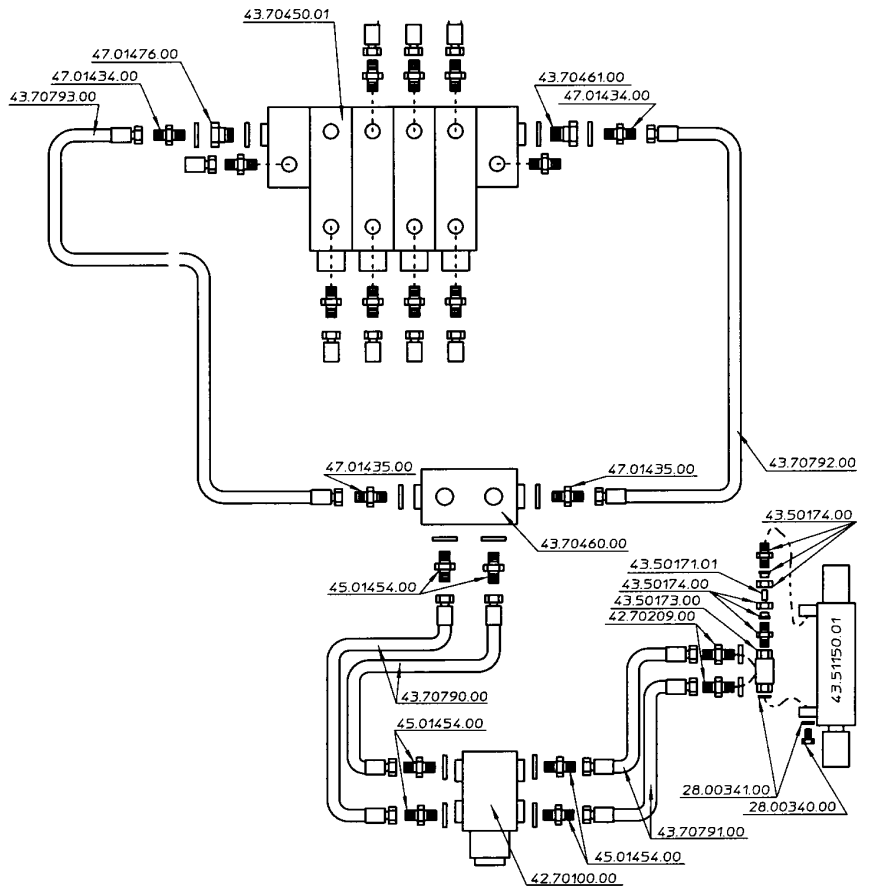
Fig. Nº	Referencia	Cantidad
1	01.00312.00	1
2	701.09000.66	2
3	43.70117.00	1
4	603.06015.86	4
5	43.70133.00	1
6	43.70118.00	1




Cilindro nivelación

Levelling cylinder

Instalación hidráulica
Hydraulic installation



v.i.h.cil.nivel.ch320

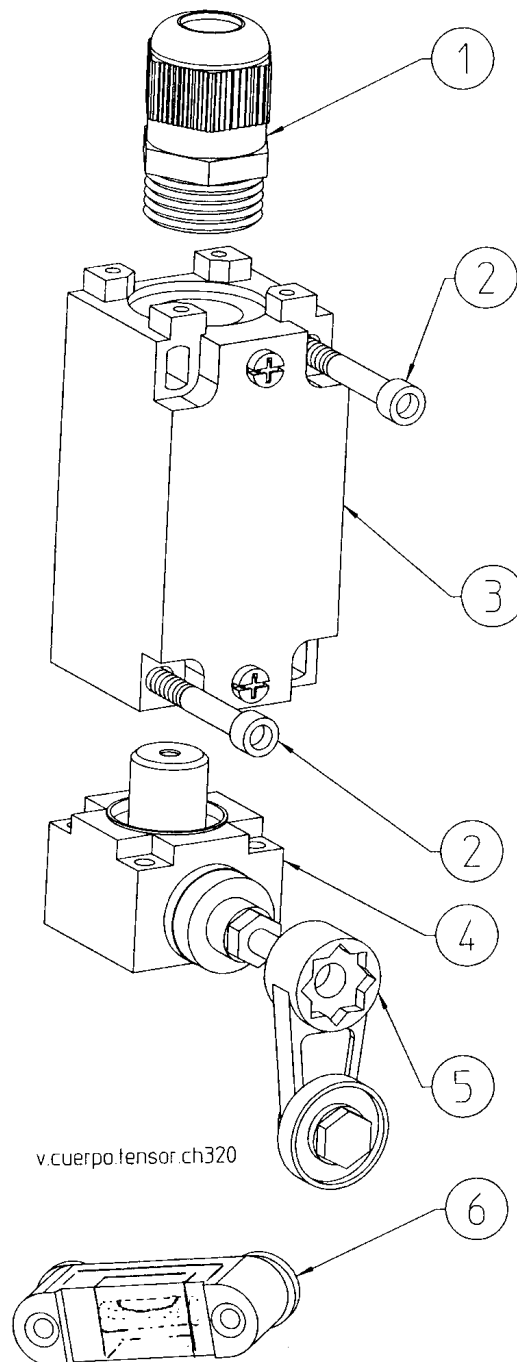


Cilindro nivelación

Levelling cylinder

Cuerpo tensor - nivel
Tensioner body - level

Fig. N°	Referencia	Cantidad
1	15.12293.00	1
2	601.05050.86	2
3	15.12295.00	1
4	15.12296.00	1
5	15.12294.00	1
6	43.50949.00	1



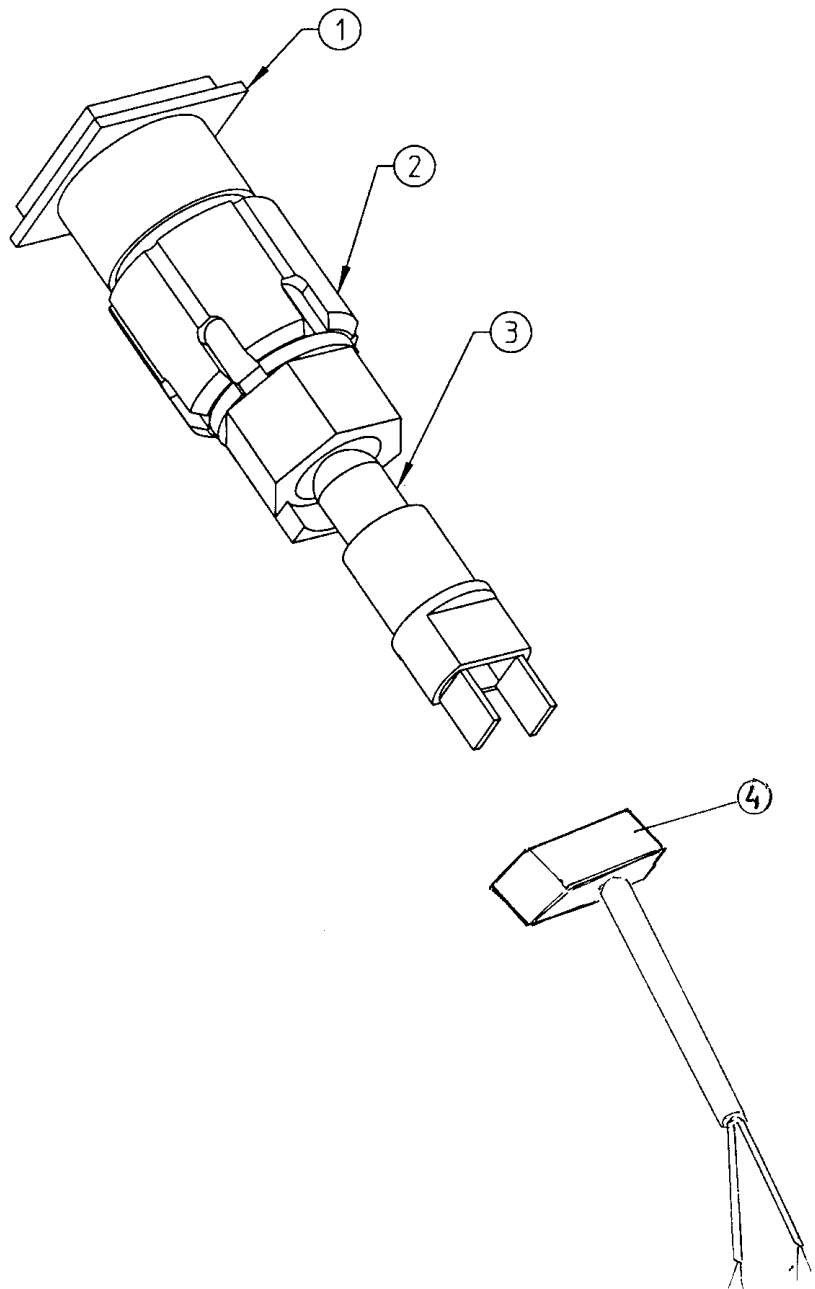


Cilindro nivelación

Levelling cylinder

Conector luz testigo
Light connector

Fig. Nº	Referencia	Cantidad
1	43.70128.00	1
2	43.50028.00	1
3	43.50027.00	1
4	43.70120.00	1



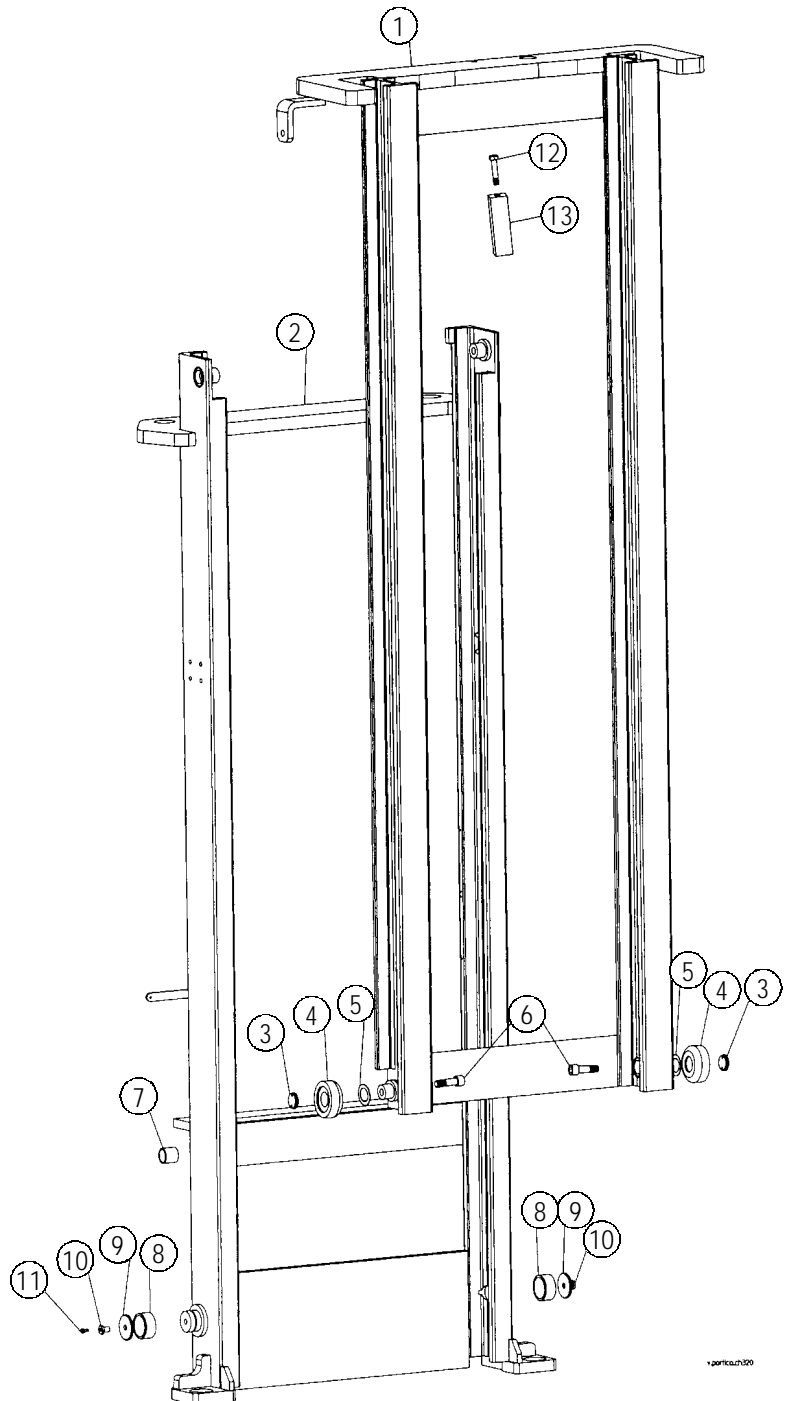
Mástil Mast

Mástil duplex
Duplex mast

Mástil 4,5 M.
Mast 4,5 M.

Ref. 58.70000.04

Fig. N°	Referencia	Cantidad	Fig. N°	Referencia	Cantidad
1	58.30200.04	1	6	610.16045.96	2
2	58.70100.04	1	7	08.00527.00	2
3	51.01346.15	2	8	10.09594.00	2
4	51.01341.10	2	9	10.01317.00	2
5	51.01342.11	var.	10	10.01318.00	2
5	51.01342.12	var.	11	902.08000.33	2
5	51.01342.13	var.	12	604.12060.86	1
5	51.01342.14	var.	13	51.20242.00	1





Mástil

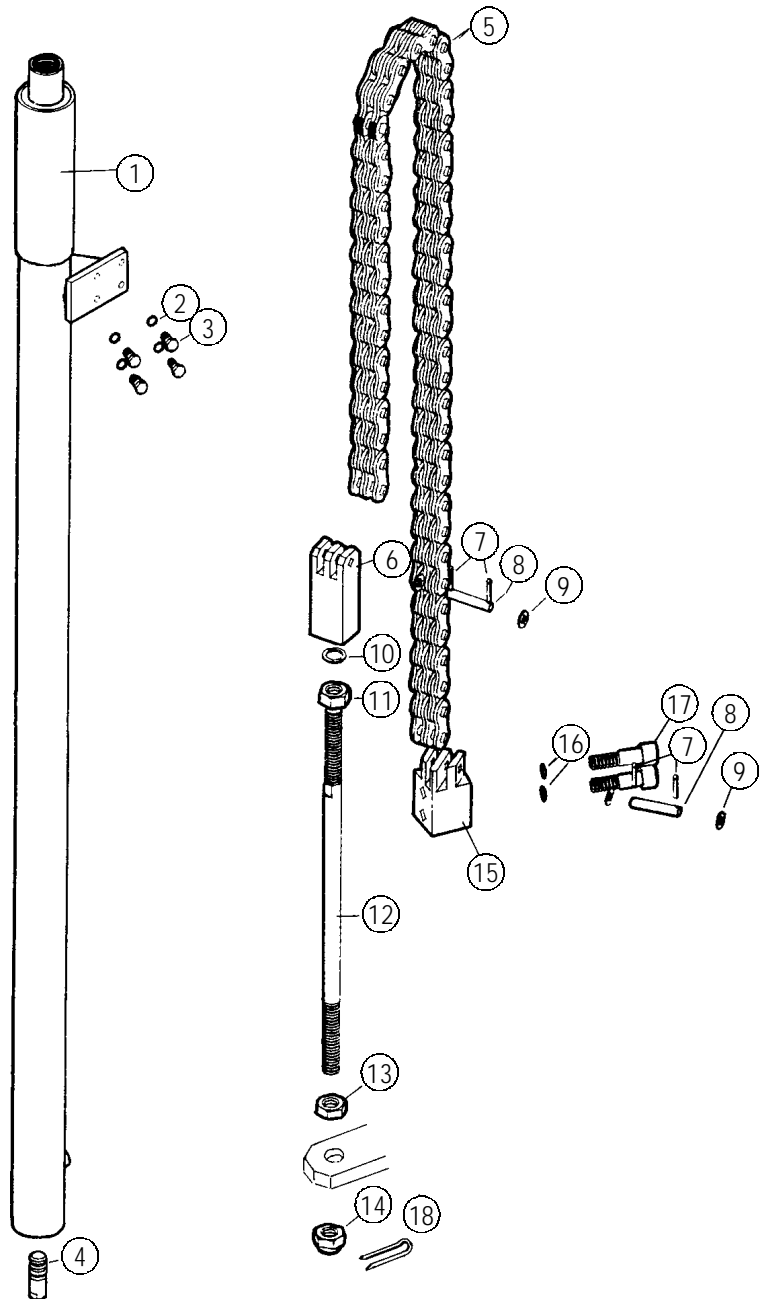
Mast

Montaje cadena
Chain mounting

Mástil 4,5 M.
Mast 4,5 M.

Fig. Nº	Referencia	Cantidad	Fig. Nº	Referencia	Cantidad
1 *	51.30323.04	(1)	10	105.14000.00	2
1 **	51.40323.04	(1)	11	01.01308.00	2
2	105.10000.66	4	12	45.20382.02	2
3	601.10035.86	4	13	709.14000.66	2
4	45.20140.00	2	14	718.14000.66	2
5	45.20386.08	1	15	45.20384.01	1
6	45.20388.00	2	15	45.20384.02	1
7	401.02020.60	4	16	104.12000.66	4
8	16.01328.00	4	17	45.20390.01	4
9	101.08000.66	2	18	401.03030.60	2

* IZQUIERDA
** DERECHA



Mástil

Mast

Cilindros elevación
Tilting cylinders

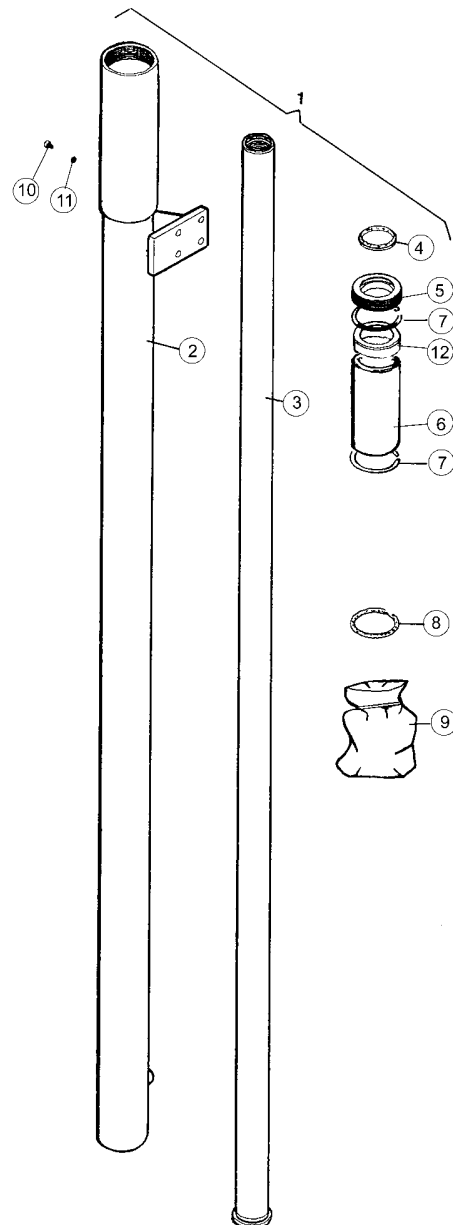
Mástil 4,5 M.
Mast 4,5 M.

Fig. N°	Referencia	Cantidad	Fig. N°	Referencia	Cantidad
1 *	51.30323.04	(1)	6	51.00572.00	1
1 **	51.40323.04	(1)	7	51.01572.00	2
2 *	51.30334.14	1	8 ***	201.55005.50	1
2 **	51.30334.04	1	9 ***	58.99100.10	(1)
3	51.30332.04	1	10	10.12360.00	1
4 ***	206.50000.50	1	11	105.06000.20	1
5 ***	229.50010.50	1	12	51.00573.00	1

* IZQUIERDA

** DERECHA

*** SOLO SE SIRVE EN CONJUNTO





Mástil

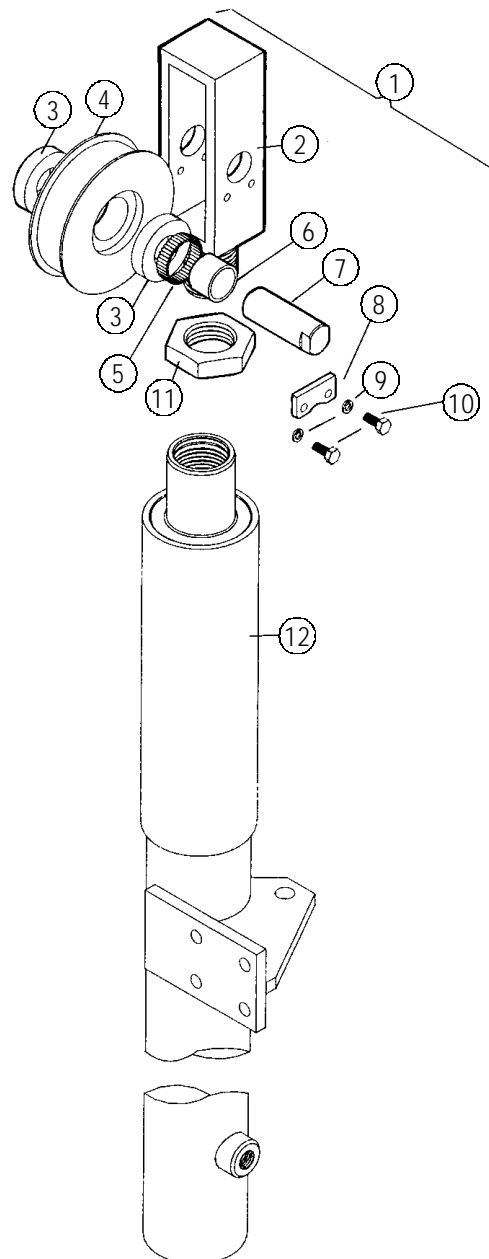
Mast

Soporte polea
Pulley support

Mástil 4,5 M.
Mast 4,5 M.

Fig. Nº	Referencia	Cantidad	Fig. Nº	Referencia	Cantidad
1	51.03812.00	(2)	8	15.00832.00	2
2	51.20381.00	2	9	105.06000.66	4
3	45.20409.00	4	10	603.06015.86	4
4	51.20380.00	2	11	702.39016.86	2
5	910.25020.00	80	12*	51.30323.04	1
6	909.25020.00	4	12**	51.40323.04	1
7	10.16407.00	2			

* IZQUIERDA
** DERECHA

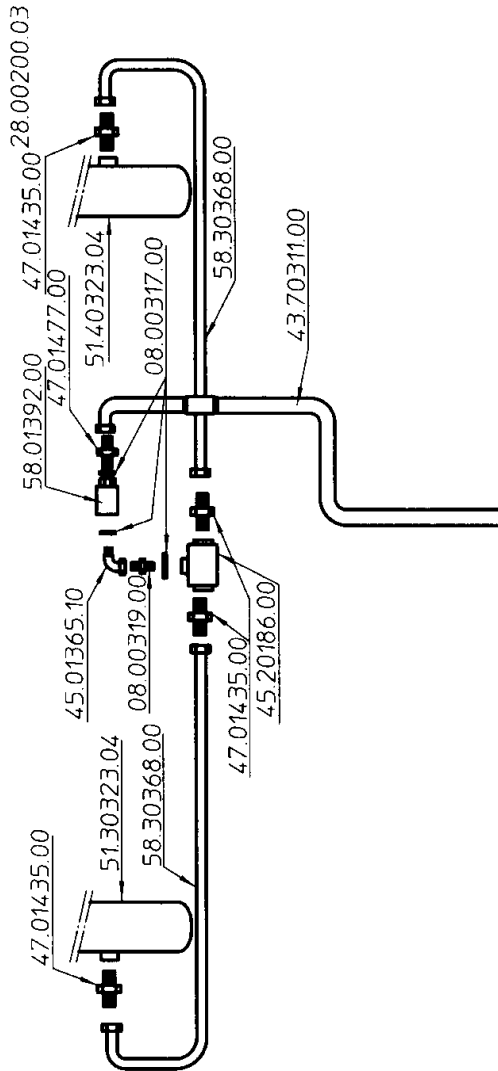


Mástil

Mast

Instalación hidráulica
Hydraulic installation

Mástil 4,5 M.
Mast 4,5 M.



V.I.H.CH320.VALVULA



Mástil

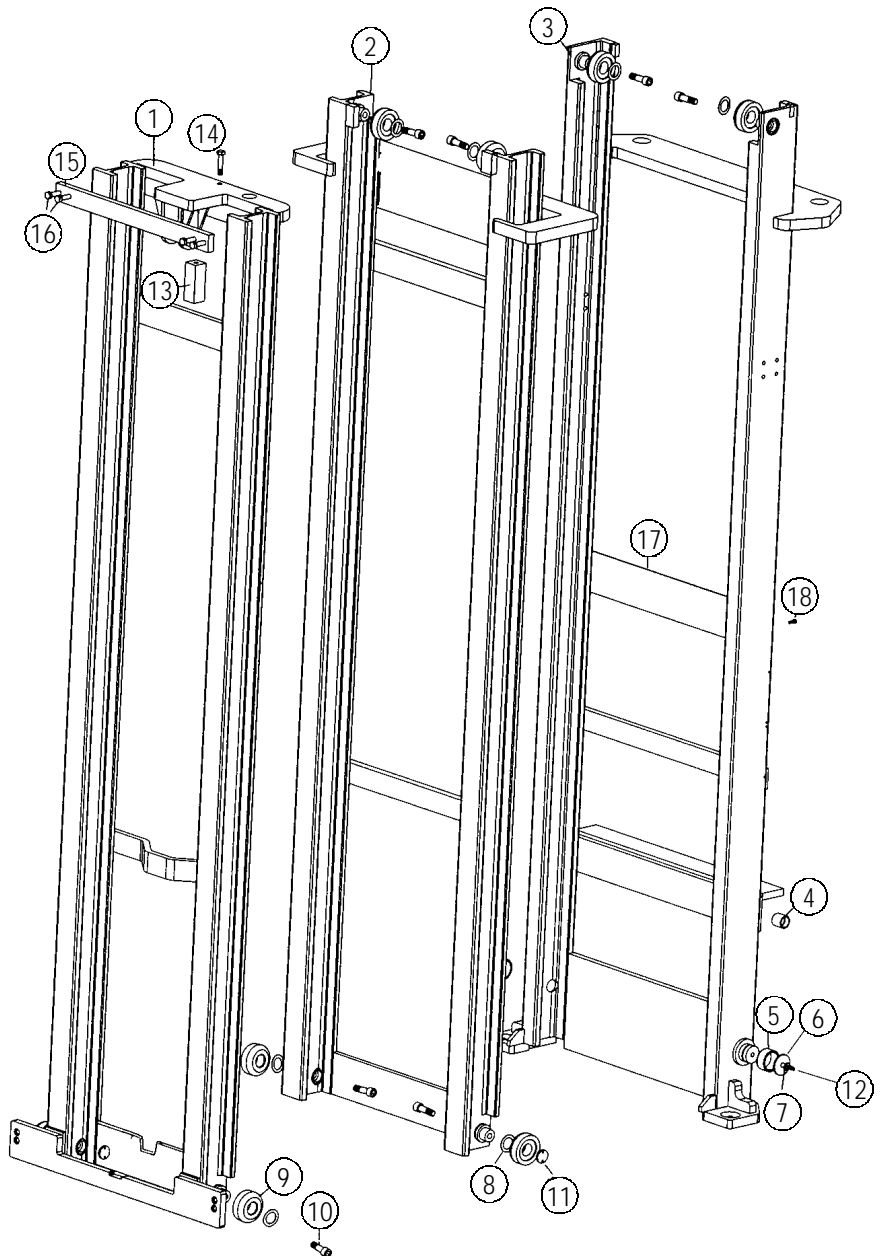
Mast

Mástil triple
Triple mast

Mástil 5,4 M.
Mast 5,4 M.

Ref. 43.71000.00

Fig. N°	Referencia	Cantidad	Fig. N°	Referencia	Cantidad
1	43.71300.00	1	9	51.01341.10	8
2	43.71200.00	1	10	610.16045.96	8
3	43.71100.00	1	11	51.01346.15	8
4	08.00527.00	4	12	901.08000.33	2
5	10.09594.05	4	13	51.50241.00	1
6	10.01317.00	2	14	604.12060.86	1
7	10.01318.00	2	15	58.50619.00	1
8	51.01342.12 - 0,5	v	16	603.12035.86	4
8	51.01342.13 - 0,2	v	17	58.60129.00	1
8	51.01342.14 - 0,3	v	18	603.06015.86	4



Mástil

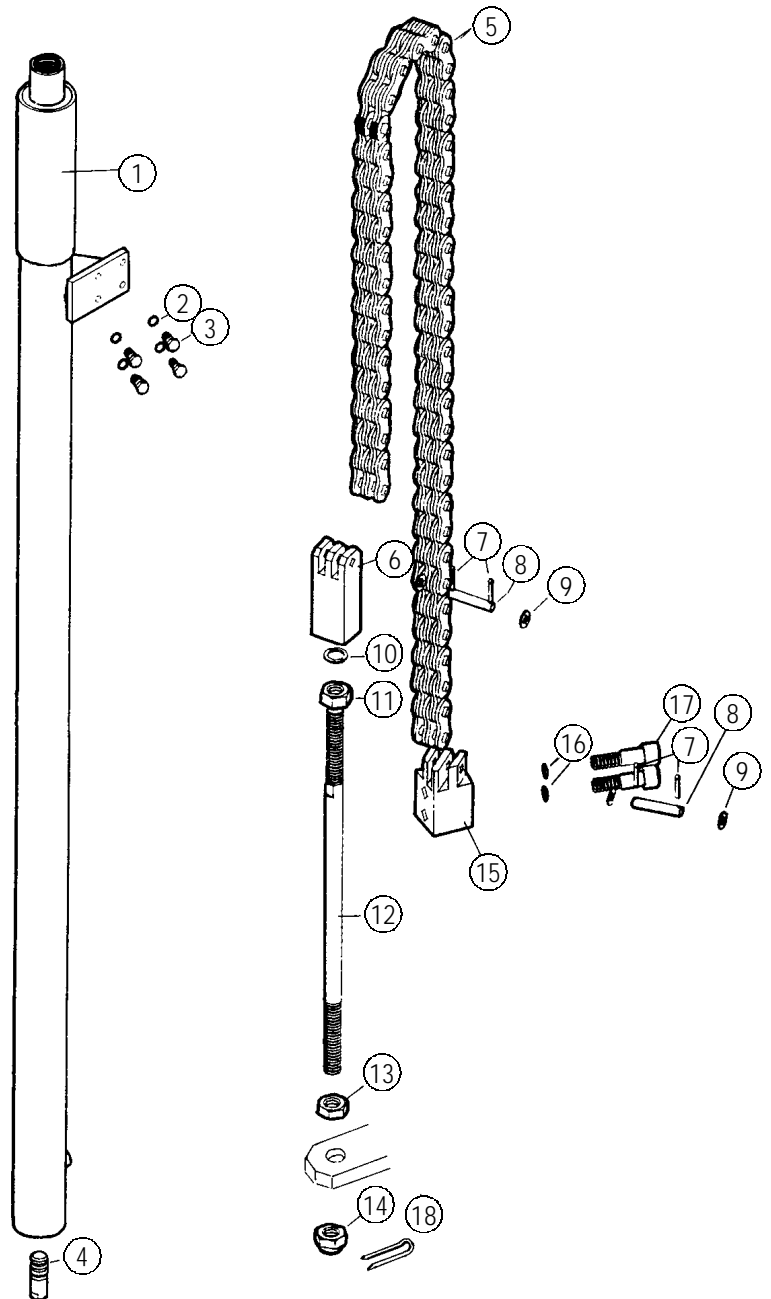
Mast

Cadenas cilindros
Chain cylinder

Mástil 5,4 M.
Mast 5,4 M.

Fig. N°	Referencia	Cantidad	Fig. N°	Referencia	Cantidad
1 *	51.55320.00	1	10	105.14000.66	2
1 **	51.55319.00	1	11	01.01308.00	4
2	105.10000.66	8	12	51.60382.00	2
3	601.10025.86	8	13	709.14000.66	2
4	45.20140.00	2	14	718.14000.66	2
5	45.20386.06	2	15*	45.20384.02	1
6	45.20388.00	2	15**	45.20384.01	1
7	401.02020.60	8	16	104.12000.66	4
8	16.01328.00	4	17	58.60390.00	4
9	101.08000.66	8	18	401.03030.60	2

* IZQUIERDA
** DERECHA



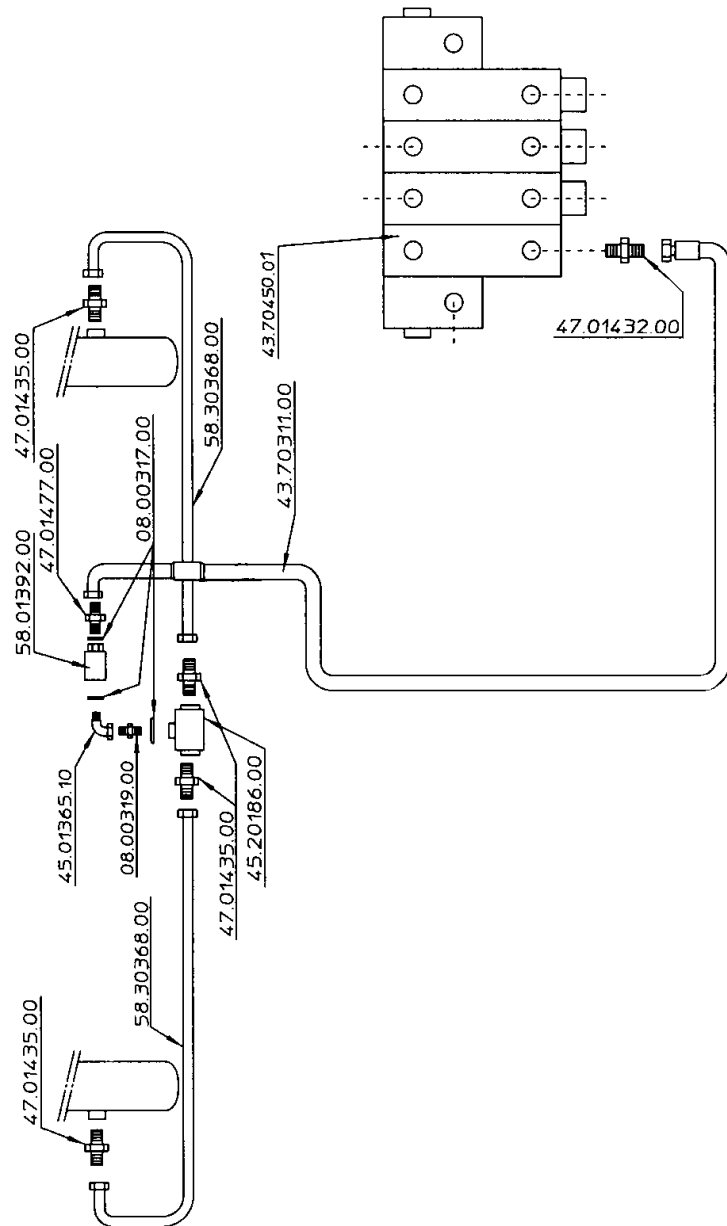


Mástil

Mast

Instalación hidráulica
Hydraulic installation

Mástil 5,4 M.
Mast 5,4 M.



v.i.ch320.port.

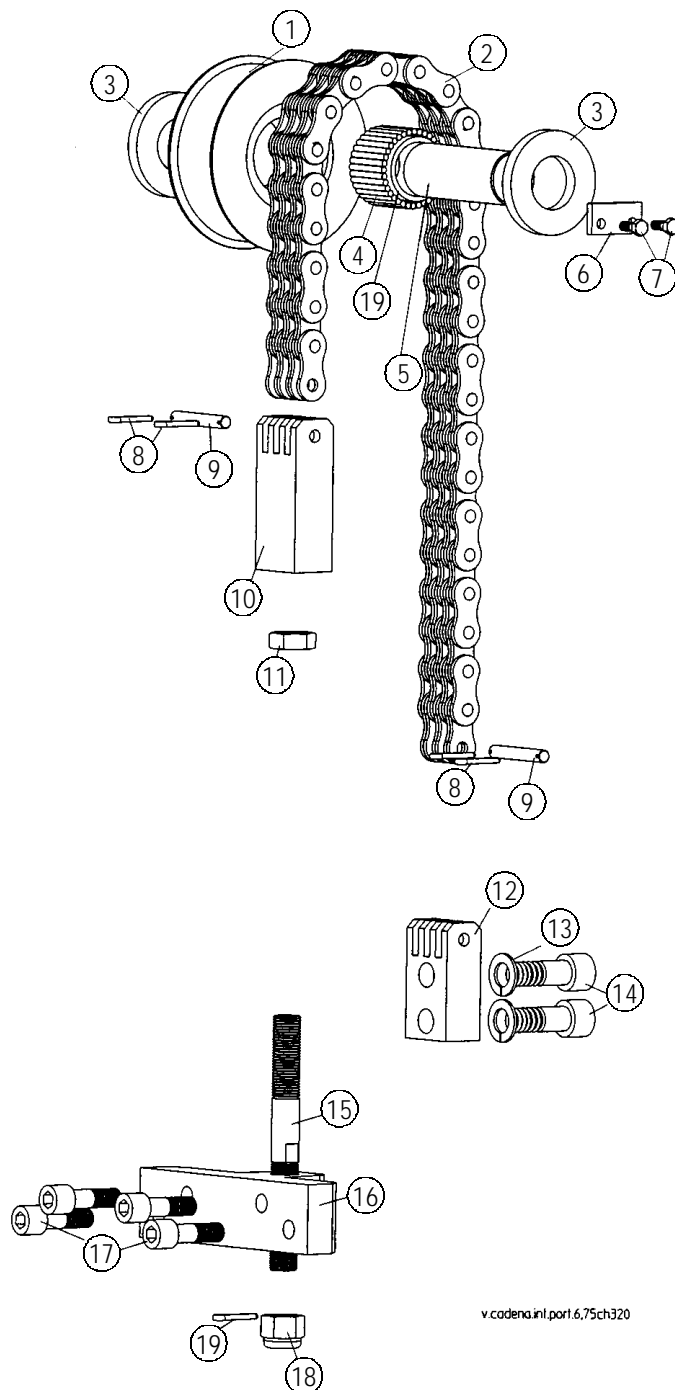
Mástil

Mast

Montaje cadena
Chain mounting

Mástil 5,4 M.
Mast 5,4 M.

Fig. N°	Referencia	Cantidad	Fig. N°	Referencia	Cantidad
1	43.01218.00	1	11	708.18000.66	1
2	43.01327.13	1	12	51.01325.00	1
3	43.01219.00	2	13	105.16000.66	2
4	910.04035.00	36	14	51.01332.00	2
5	51.50217.00	1	15	43.01376.52	1
6	15.00832.00	1	16	51.50218.00	1
7	603.06015.86	2	17	601.12055.86	4
8	401.03040.60	4	18	718.18000.66	1
9	51.01328.00	2	19	909.35036.00	1
10	51.01329.00	1			





Mástil

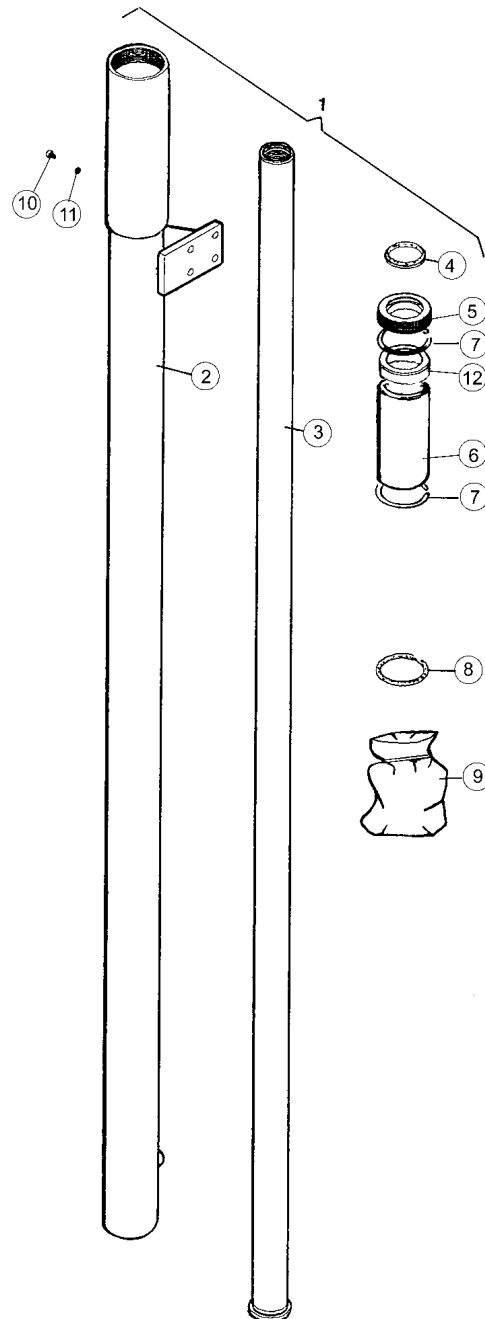
Mast

Cilindros elevación
Lifting ram

Mástil 5,4 M.
Mast 5,4 M.

Fig. Nº	Referencia	Cantidad	Fig. Nº	Referencia	Cantidad
1 *	51.55320.00	1	6	51.70572.00	2
1 **	51.55319.00	1	7	51.01573.00	4
2 *	51.55335.00	1	8	201.64005.50	2
2 **	51.55334.00	1	9	51.00574.00	2
3	51.75332.00	2	10	10.12360.00	2
4	206.60000.50	2	11	106.06000.20	2
5	229.60010.50	2	12	58.99100.10	(1)

* IZQUIERDA
** DERECHA



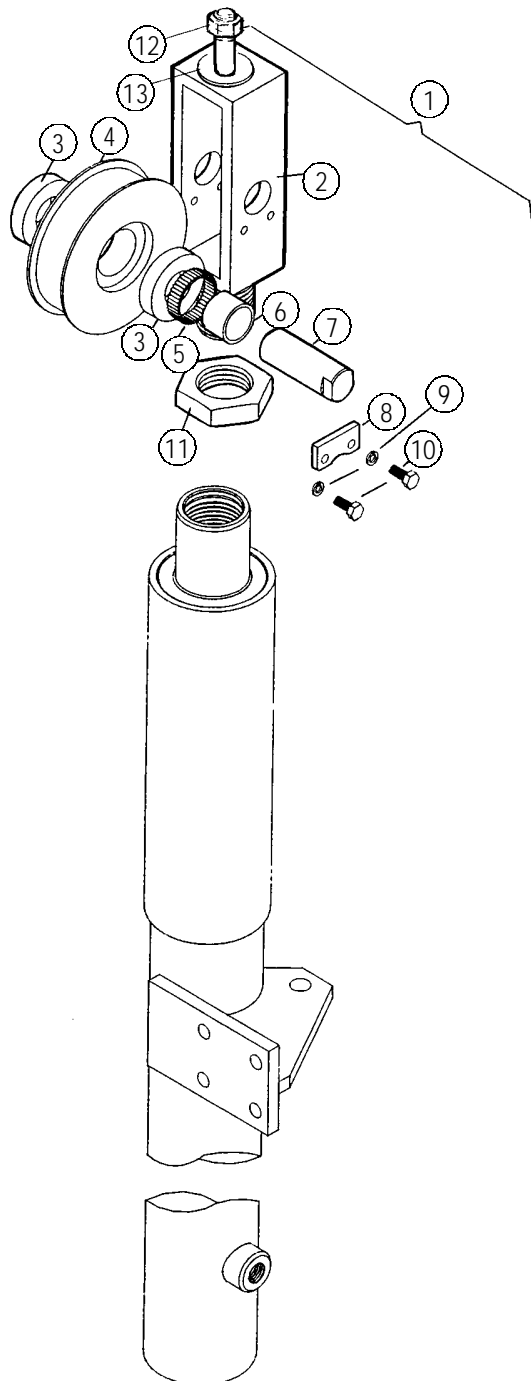
Mástil

Mast

Soporte polea
Pulley support

Mástil 5,4 M.
Mast 5,4 M.

Fig. N°	Referencia	Cantidad	Fig. N°	Referencia	Cantidad
1	58.03810.00	1	8	15.00832.00	2
2	51.50381.00	1	9	105.06000.66	4
3	45.20409.00	4	10	603.06000.66	4
4	51.20380.00	2	11	702.39016.66	2
5	910.25020.00	80	12	618.18000.66	2
6	909.25020.00	2	13	08.00526.00	2
7	10.16407.00	2			





Mástil

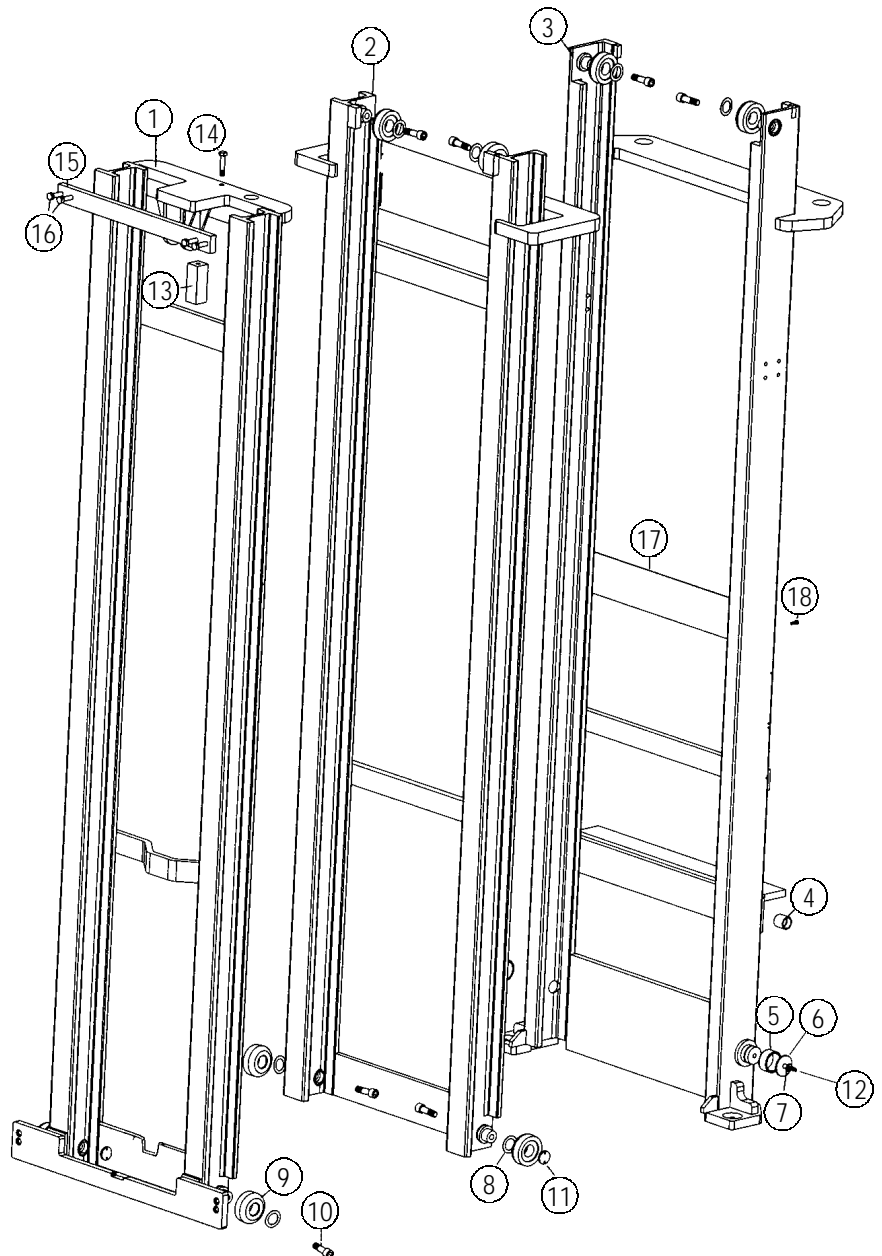
Mast

Mástil triple
Triple mast

Mástil 6,75 M.
Mast 6,75 M.

Ref. 58.71000.00

Fig. Nº	Referencia	Cantidad	Fig. Nº	Referencia	Cantidad
1	58.60600.00	1	9	51.01341.10	8
2	58.60200.00	1	10	610.16045.96	8
3	58.71100.00	1	11	51.01346.15	8
4	08.00527.00	4	12	901.08000.33	2
5	10.09594.05	4	13	51.50241.00	1
6	10.01317.00	2	14	604.12060.86	1
7	10.01318.00	2	15	58.50619.00	1
8	51.01342.12 - 0,5	v	16	603.12035.86	4
8	51.01342.13 - 0,2	v	17	58.60129.00	1
8	51.01342.14 - 0,3	v	18	603.06015.86	4



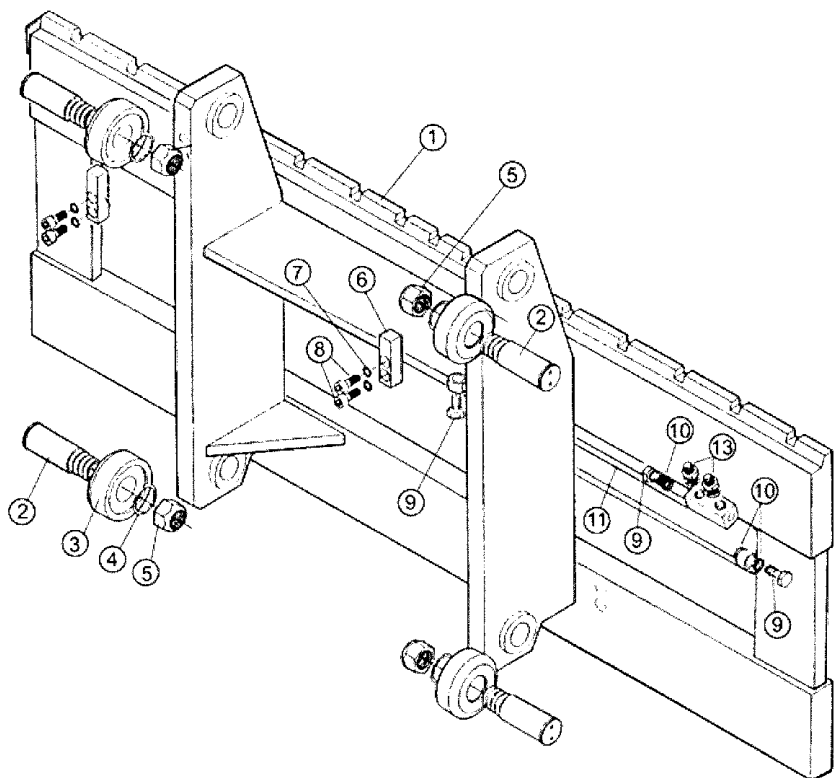
Mástil

Mast

Placa portahorquillas
Port-forks plate

Mástil 6,75 M.
Mast 6,75 M.

Fig. N°	Referencia	Cantidad	Fig. N°	Referencia	Cantidad
1	58.50400.06	- 1600 1	4	51.01342.13	0,2mm. V
1	58.50400.04	- 1400 1	4	51.01342.14	0,3mm. V
1	43.70088.00	- 1800 1	5	720.30000.66	4
2	51.01347.10	4	6	51.20431.00	2
3	51.01341.10	4	7	101.10000.66	4
4	51.01342.12	0,5mm. V	8	601.10025.86	4





Mástil

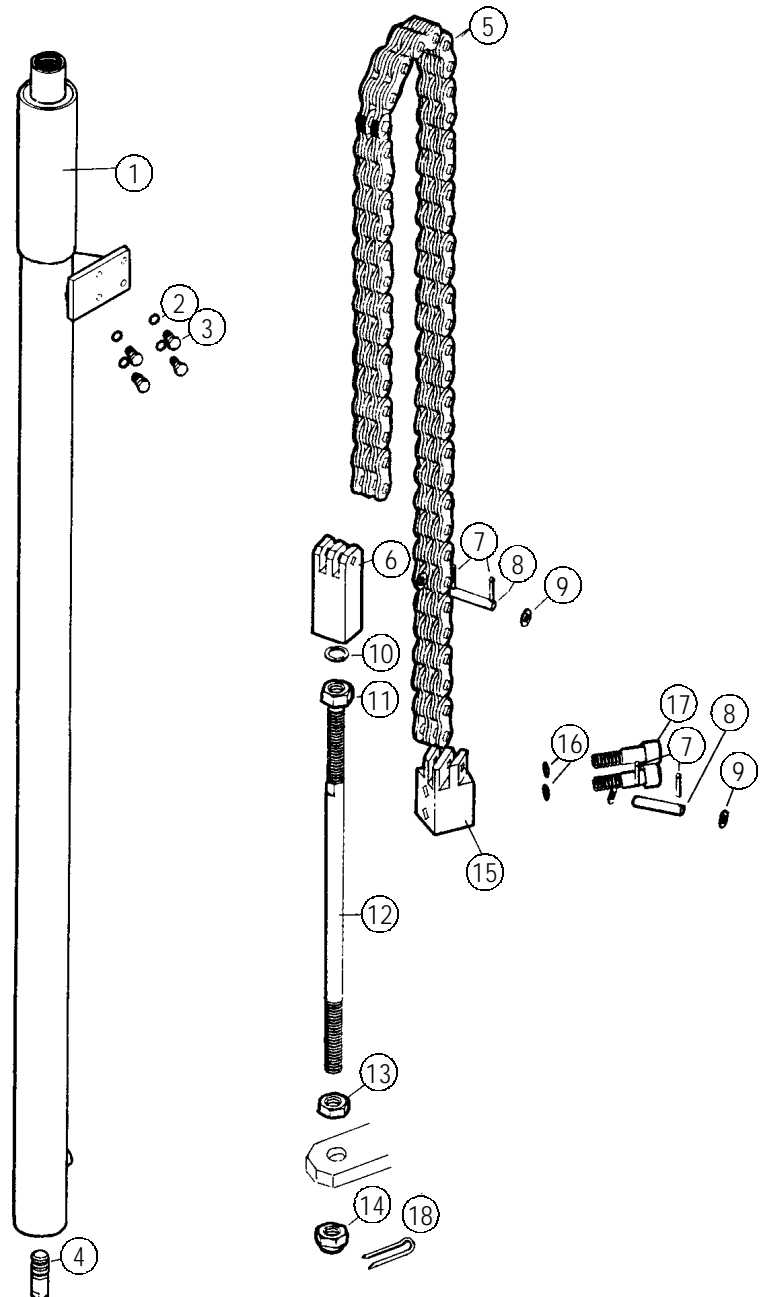
Mast

Cadenas cilindros
Cylinder chains

Mástil 6,75 M.
Mast 6,75 M.

Fig. Nº	Referencia	Cantidad	Fig. Nº	Referencia	Cantidad
1 *	51.70333.00	(1)	10	105.14000.00	2
1 **	51.70319.00	(1)	11	01.01308.00	2
2	105.10000.66	4	12	45.20382.02	2
3	601.10035.86	4	13	709.14000.66	2
4	45.20140.00	2	14	718.14000.66	2
5	45.20386.06	1	15 *	45.20384.02	1
6	45.20388.00	2	15 **	45.20384.01	1
7	401.02020.60	4	16	104.12000.66	4
8	16.01328.00	4	17	45.20390.01	4
9	101.08000.66	2	18	401.03030.60	2

* IZQUIERDA
** DERECHA



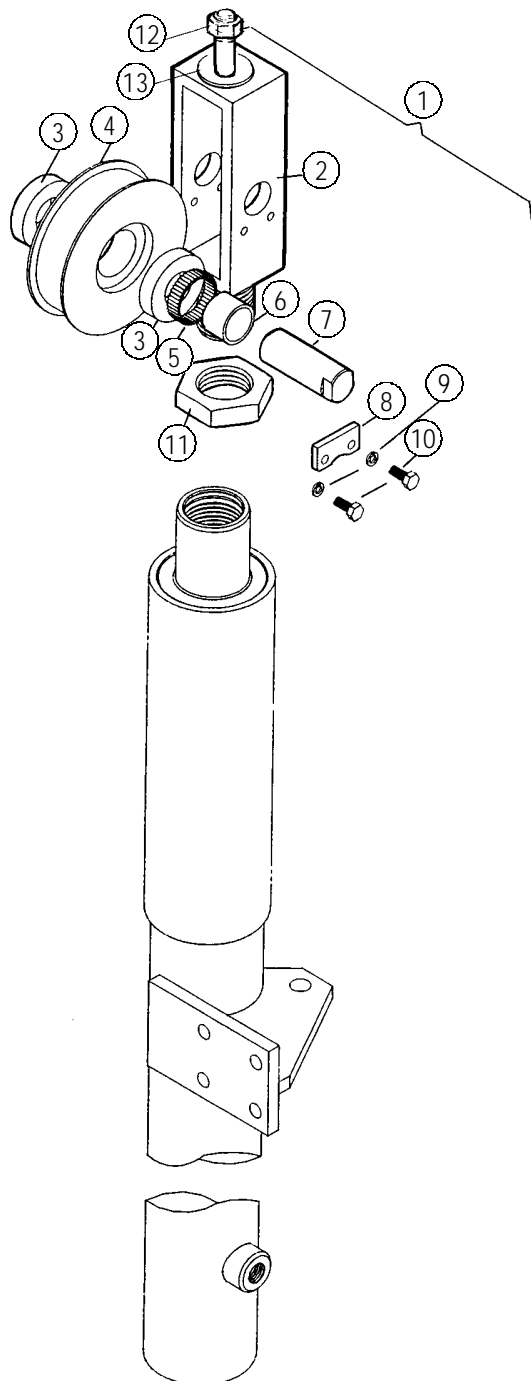
Mástil

Mast

Soporte polea
Pulley support

Mástil 6,75 M.
Mast 6,75 M.

Fig. N°	Referencia	Cantidad	Fig. N°	Referencia	Cantidad
1	58.03810.00	1	8	15.00832.00	2
2	51.50381.00	1	9	105.06000.66	4
3	45.20409.00	4	10	603.06000.66	4
4	51.20380.00	2	11	702.39016.66	2
5	910.25020.00	80	12	618.18000.66	2
6	909.25020.00	2	13	08.00526.00	2
7	10.16407.00	2			





Mástil

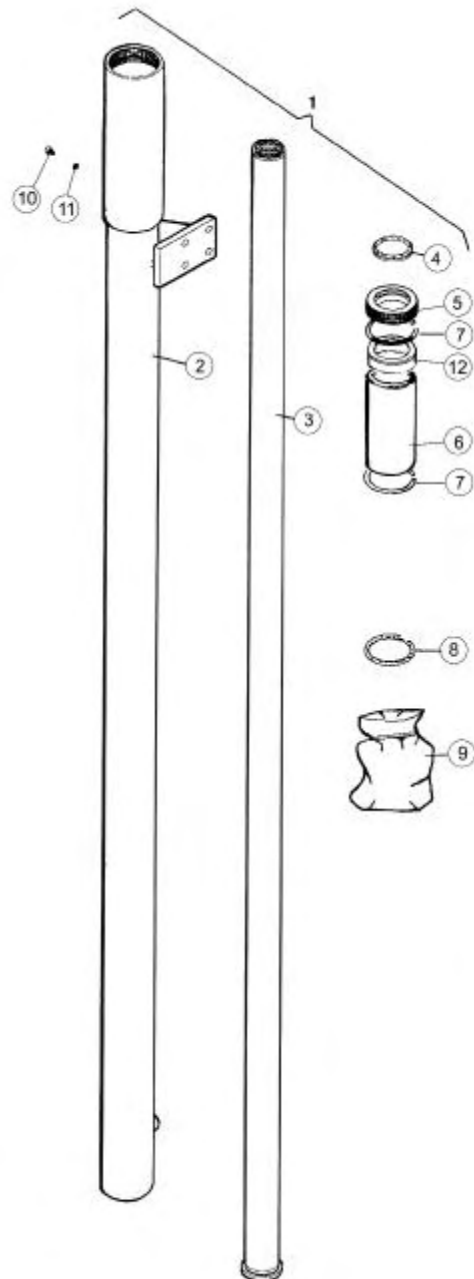
Mast

Cilindros elevación
Lifting ram

Mástil 6,75 M.
Mast 6,75 M.

Fig. Nº	Referencia	Cantidad	Fig. Nº	Referencia	Cantidad
1 *	51.70333.00	1	6	51.70572.00	2
1 **	51.70319.00	1	7	51.01573.00	4
2 *	51.70335.00	1	8	201.64005.50	2
2 **	51.70334.00	1	9	51.00574.00	2
3	51.70332.00	2	10	10.12360.00	2
4	206.60000.50	2	11	106.06000.20	2
5	229.60010.50	2	12	58.99100.10	(1)

* IZQUIERDA
** DERECHA



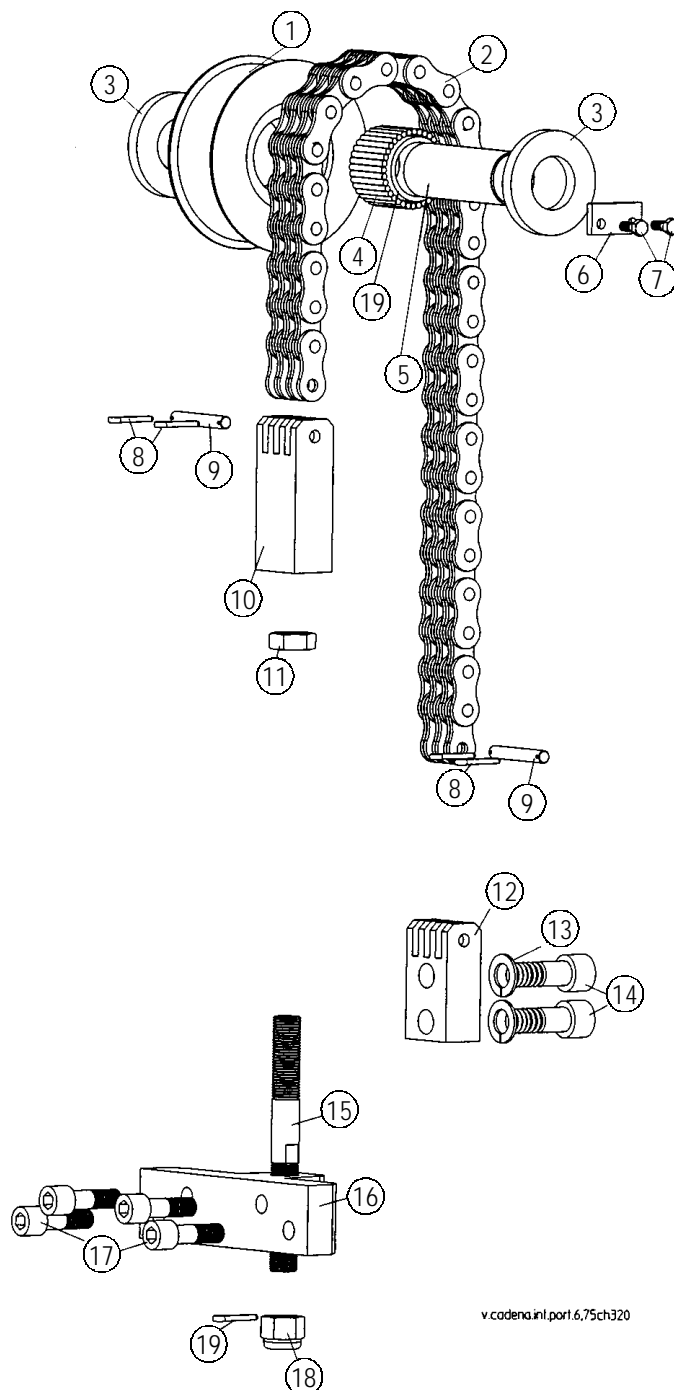
Mástil

Mast

Montaje cadena
Chain mounting

Mástil 6,75 M.
Mast 6,75 M.

Fig. N°	Referencia	Cantidad	Fig. N°	Referencia	Cantidad
1	43.01218.00	1	11	708.18000.66	1
2	43.01327.14	1	12	51.01325.00	1
3	43.01219.00	2	13	105.16000.66	2
4	910.04035.00	36	14	51.01332.00	2
5	51.50217.00	1	15	43.01376.52	1
6	15.00832.00	1	16	51.50218.00	1
7	603.06015.86	2	17	601.12055.86	4
8	401.03040.60	4	18	718.18000.66	1
9	51.01328.00	2	19	909.35036.00	1
10	51.01329.00	1			

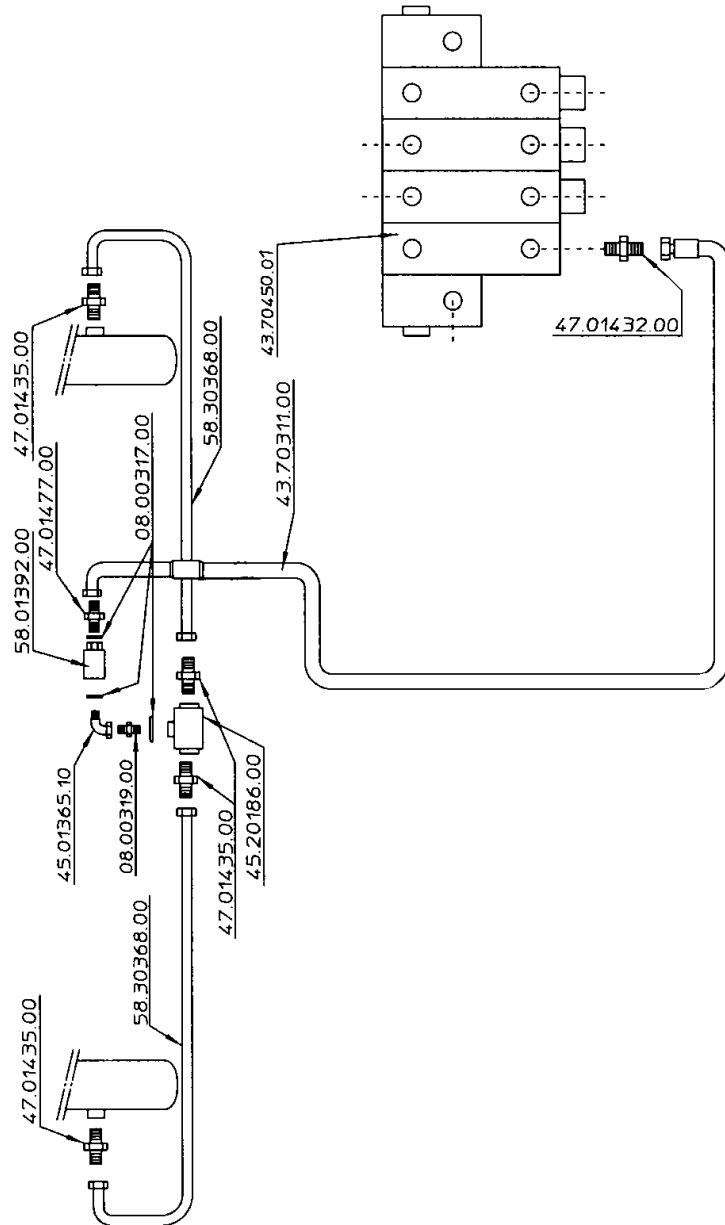




Mástil *Mast*

Instalación hidráulica
Hydraulic installation

Mástil 6,75 M.
Mast 6,75 M.



v.i.h.ch320.port.

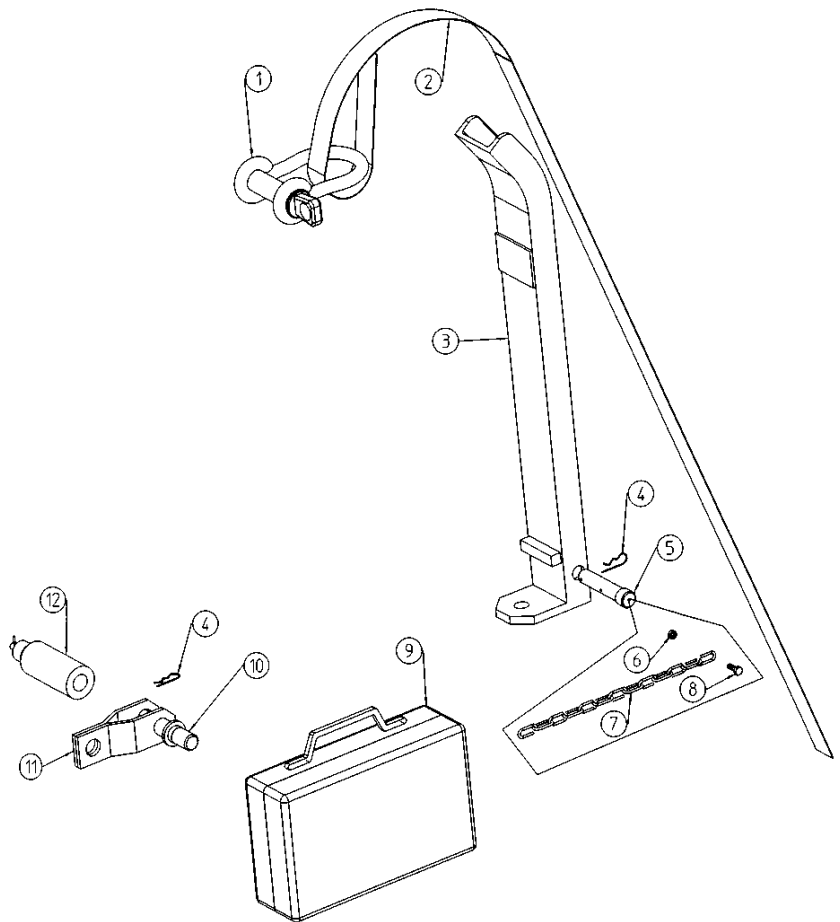
Mástil

Mast

Abatimiento mástil
Mast Faking down

Triple 6,75 m. - Duplex 4,5 m.
Mast triple 6,75 m. - Duplex mast 4,5 m.

Fig. N°	Referencia	Cantidad	Fig. N°	Referencia	Cantidad
1	43.15802.00	1	7	15.00834.00	1
2	43.70153.00	1	8	603.05015.86	1
3	43.70154.00	1	9	43.15805.00	2
4	15.00836.00	3	10	43.70151.00	1
5	15.00835.00	1	11	43.70150.00	1
6	701.05000.66	1	12	90.001335 UT 00	1





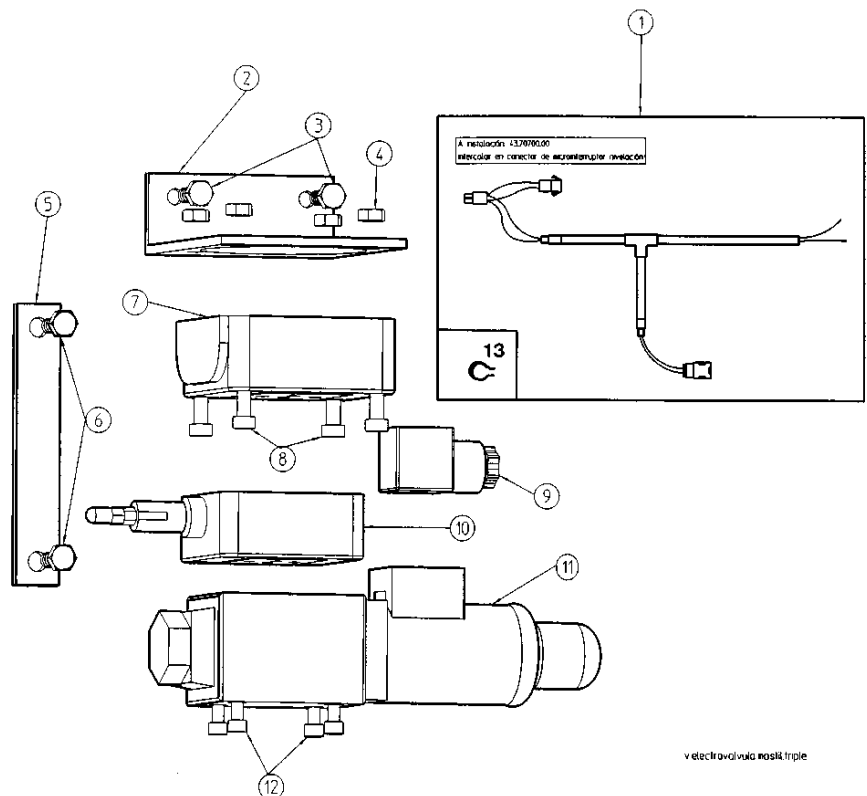
Dispositivo reducción carga

Device reduction loads

Electroválvula
Electrovalve

Mástil 5,4 - 6,75 M.
Mast 5,4 - 6,75 M.

Fig. Nº	Referencia	Cantidad
1	43.70341.00	1
2	10.04010.00	1
3	603.06020.86	1
4	701.06000.86	3
5	10.01040.00	1
6	603.08020.86	1
7	43.70122.00	1
8	601.06035.86	4
9	10.14436.00	1
10	43.70163.00	1
11	43.70162.00	1
12	601.05090.86	4
13	830.01006.00	4



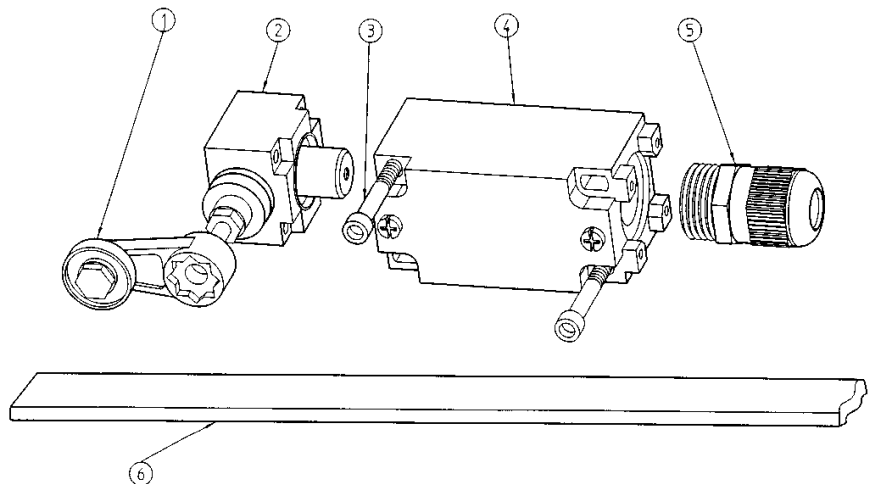
Dispositivo reducción carga

Device reduction loads

Cuerpo tensor
Tensioner body

Mástil 5,4 - 6,75 M.
Mast 5,4 - 6,75 M.

Fig. N°	Referencia	Cantidad
1	15.12294.00	1
2	15.12296.00	1
3	601.05050.86	2
4	15.12295.00	1
5	15.12293.00	1
6	58.70440.01	1 M.6,75m.
6A	58.70440.00	1 M. 5,4 m.



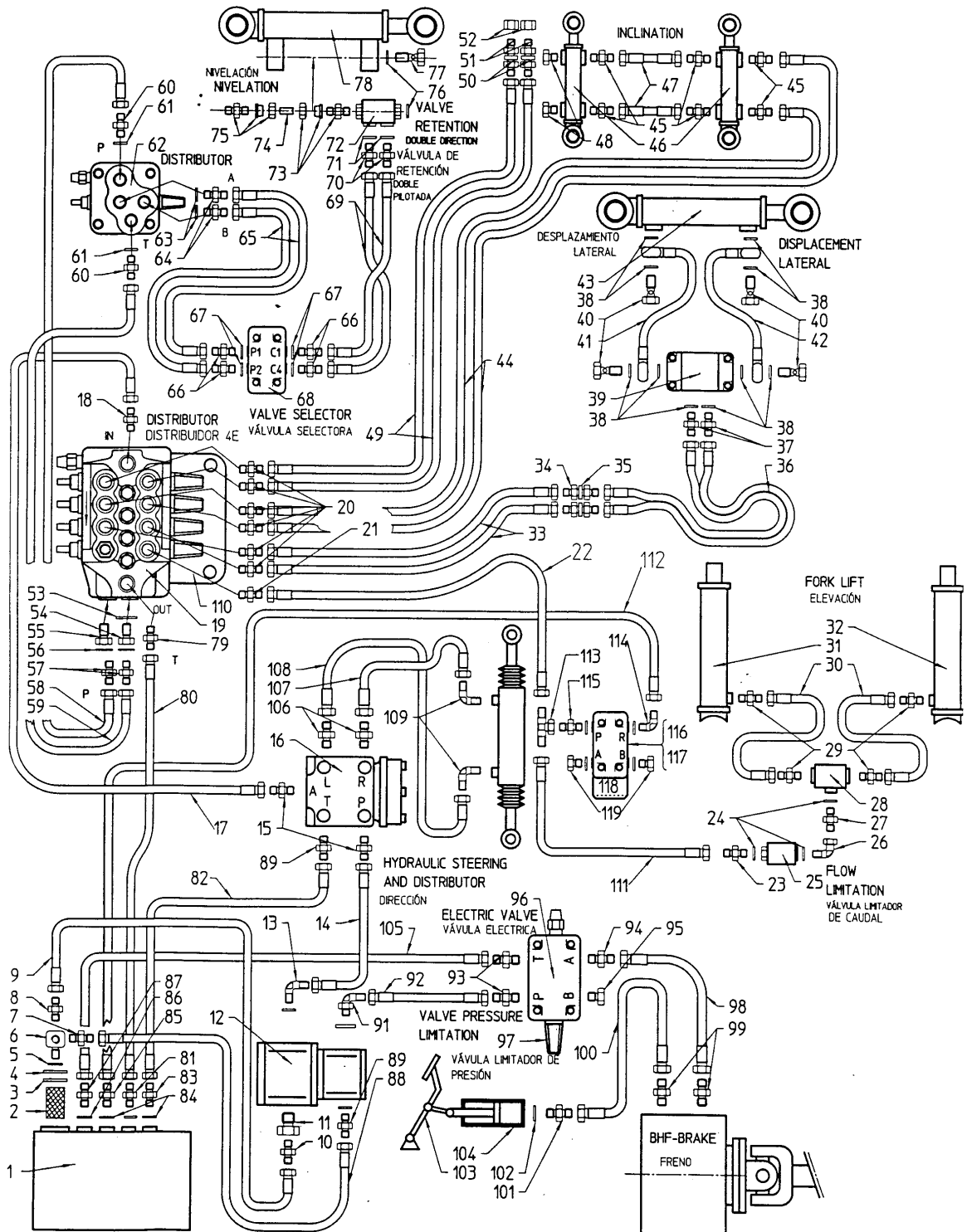
v.cuerpo.tensor.mastil.triple



Dispositivo reducción carga / Device reduction loads

Cuerpo tensor / Tensioner body

Mástil 5,4 - 6,75 M. / Mast 5,4 - 6,75 M.



CM 280
Motor ISUZU 4LE1

HT.AOCM.280 | 03 00

Dispositivo reducción carga / *Device reduction loads*

Cuerpo tensor / *Tensioner body*

Mástil 5,4 - 6,75 M. / *Mast 5,4 - 6,75 M.*

1	43.70430.00	61	juntos con 60
2	58.01810.00	62	43.70460.00
3	201.95003.50	63	juntos con 64
4	43.70408.00	64	45.01454.00
5	201.46003.50	65	43.70790.00
6	43.70407.00	66	45.01454.00
7	43.70940.00	67	juntos con 66
8	43.70446.00	68	42.70100.00
9	43.80324.00	69	43.70791.00
10	43.70941.00	70	42.70209.00
11	53.01456.00	71	juntos con 70
12	43.80946.00	72	43.50173.00
13	43.70944.00	73	43.50174.00
14	43.80327.00	74	43.50171.01
15	47.01432.00#	75	43.50174.00
16	43.80613.00	76	28.00341.00
17	43.80329.00	77	28.00340.00
18	47.01432.00	78	43.51150.01
19	43.70450.01	79	52.01451.00
20	43.70444.00	80	43.80692.00
21	47.01432.00	81	55.01448.00
22	43.70311.00	82	43.80328.00
23	47.01477.00	83	43.70940.00
24	08.00317.00	84	45.01423.00
25	58.01392.00	85	62.12052.00
26	45.01365.00	86	45.01423.00
27	08.00319.00	87	43.70442.00
28	45.20186.00	88	43.80326.00
29	47.01435.00	89	45.03652.00
30	58.30368.00	90	----
31	51.40323.00	91	43.70943.00
32	51.30323.00	92	43.80332.00
33	43.70318.00	93	42.70209.00
34	43.01369.00	94	60.13501.00
35	101.14000.66	95	46.09014.00
36	43.70368.00	96	43.70121.00
37	19.00720.00	97	60.70122.00
38	28.00341.00	98	43.80333.00
39	19.00520.01	99	52.01441.00
40	28.00340.00	100	43.70313.00
41	19.00530.30	101	43.50755.27
42	19.00530.31	102	28.00341.00
43	28.00200.03	103	43.70750.00
44	43.70315.00	104	43.70747.00
45	42.70209.00	105	43.80325.00
46	43.70100.00	106	47.01435.00
47	43.70307.00	107	43.80330.00
48	46.09014.00	108	43.80331.00
49	43.70309.00	109	43.70301.00
50	101.14000.66	110	43.70451.00
51	43.01369.00	111	55.02080.00
52	43.70441.00	112	43.70339.00
53	45.01423.00	113	10.13117.00
54	47.01476.00	114	43.03653.00
55	43.70461.00	115	45.03652.00
56	juntos con 57	116	43.70162.00
57	47.01434.00	117	43.70163.00
58	43.70792.00	118	43.70122.00
59	43.70793.00	119	60.00802.01
60	47.01435.00		



Carrocería

Body

Protector conductor completo
Complete driver cab

Fig. Nº	Referencia	Cantidad	Fig. Nº	Referencia	Cantidad
1 *	MA.10039.00	1	39	MA.10007.00	2
1A**	MA.10040.00	1	40*	43.50512.01	1
2 *	MA.10041.00	1	41	MA.10064.00	4
2A**	MA.10042.00	1	42	MA.10009.00	10
3/51	MA.10060.00	3	43	720.06000.66	2
4 *	MA.10045.00	1	44	MA.10068.00	8
4A**	MA.10046.00	1	45**	43.50512.02	1
5	MA.10051.00	2	46	MA.10001.00	1
6	MA.10052.00	2	47	MA.10066.00	8
7	MA.10047.00	2	48	MA.10025.00	5
8	MA.10053.00	2	49	MA.10061.00	1
9 **	MA.10011.00	1	50	MA.10044.00	1
9A*	MA.10012.00	1	51/3	MA.10060.00	3
10	603.06020.86	2	52	MA.10043.00	1
11	101.06000.66	2	53	MA.10010.00	10
12	701.28000.66	2	54	MA.10006.00	2
13*	MA.10016.00	1	55	618.08020.86	2
13A**	MA.10017.00	1	56	MA.10027.00	2
14	720.08000.66	6	57	MA.10019.00	1
15	618.08040.86	4	58	MA.10020.00	1
16	MA.10026.00	4	59	MA.10067.00	3
17	MA.10050.00	8	60	MA.10038.00	1
18	MA.10070.00	1	61	MA.10065.00	10
19	MA.10059.00	1	62	MA.10030.00	6
20	MA.10014.00	4	63	402.05016.00	2
21	MA.10056.00	2	64	MA.10022.00	2
22	MA.10013.00	4	65	603.08035.86	2
23	MA.10054.00	2	66	MA.10021.00	2
24	MA.10018.00	4	67	720.08000.66	6
25	MA.10010.00	10	68	MA.10008.00	1
26	603.08020.86	8	69	603.06025.86	2
27	MA.10029.00	6	70	MA.10035.00	1
28	MA.10069.00	2	71	MA.10033.00	1
29	MA.10023.00	1	72	MA.10034.00	1
30	MA.10049.00	1	73	MA.10031.00	1
30A	MA.10063.00	1	74	MA.10032.00	1
31	MA.10062.00	1	75	MA.10037.00	1
32	603.06030.86	2	76	MA.10055.00	2
33	MA.10058.00	1	77	MA.10033.00	1
34	MA.10059.00	10	78	MA.10036.00	1
35	720.06000.66	2	79	MA.10057.00	2
36	113.12000.66	2	80	MA.43.5051.02	1
37	MA.10015.00	2	81	MA.10024.00	1
38	624.06018.66	4	82	MA.10028.00	2

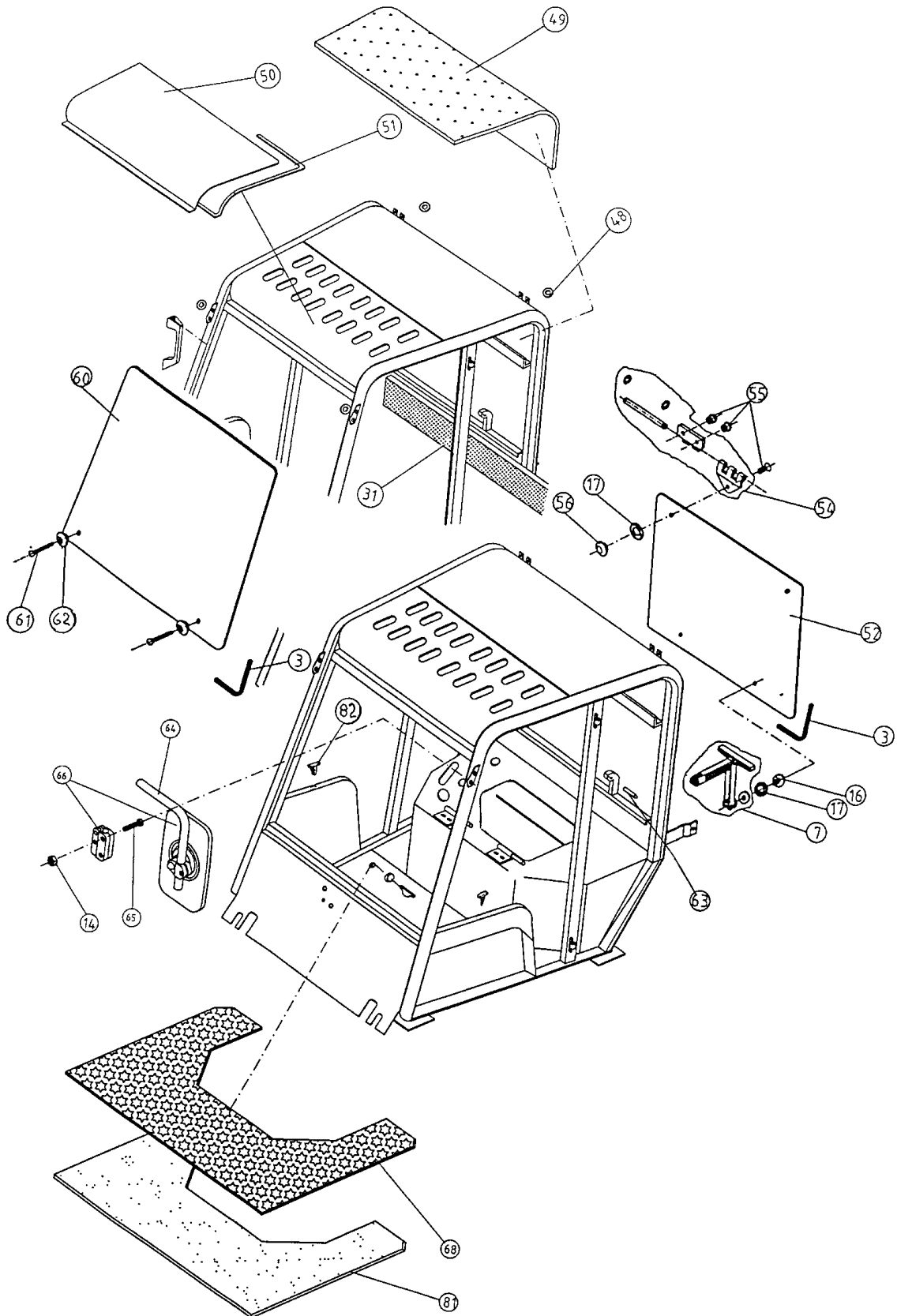
* IZQUIERDA

** DERECHA

43.70874.00

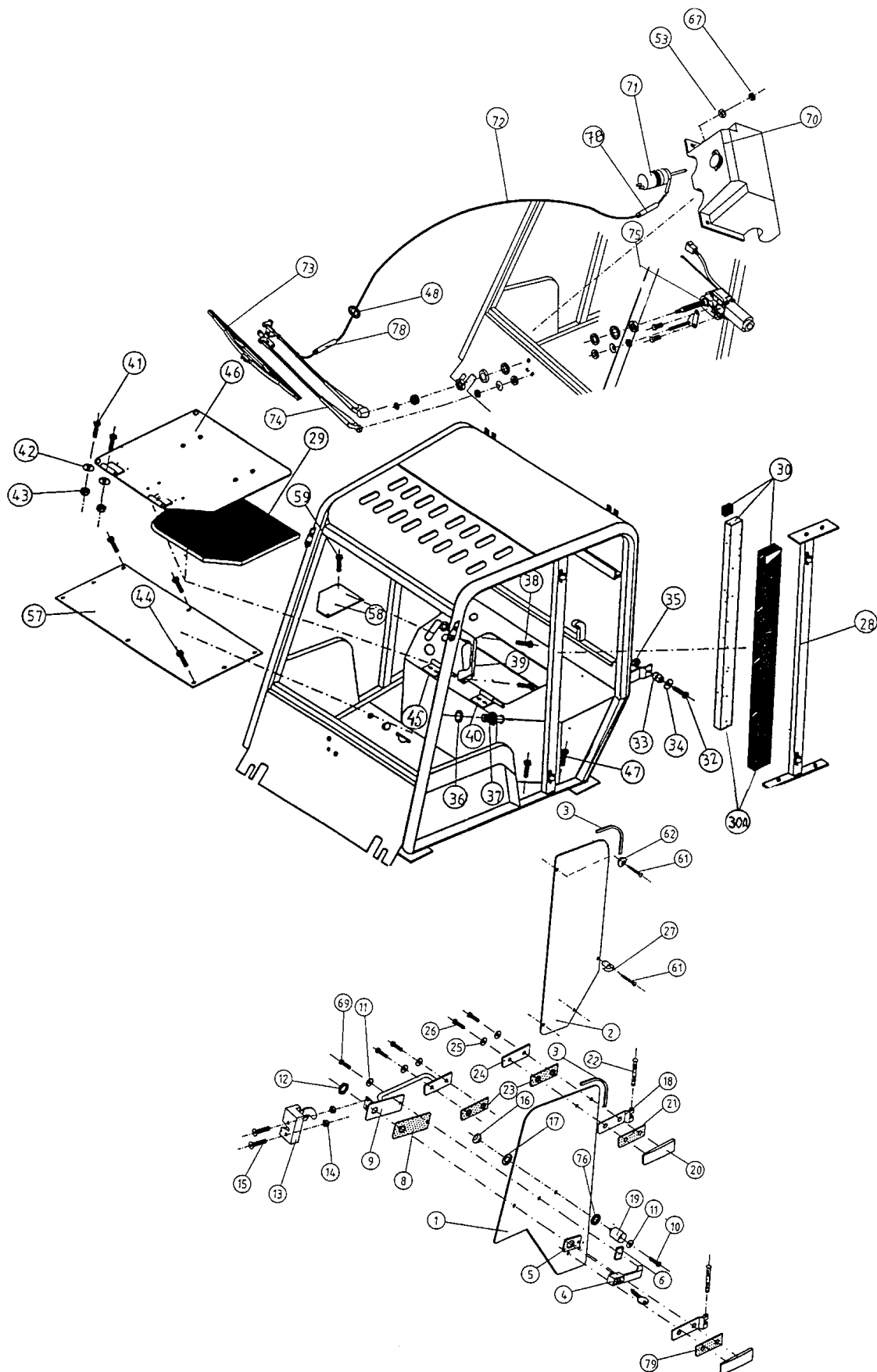
kit cabina completa

Protector conductor completo / Complete driver cab





Protector conductor completo / Complete driver cab

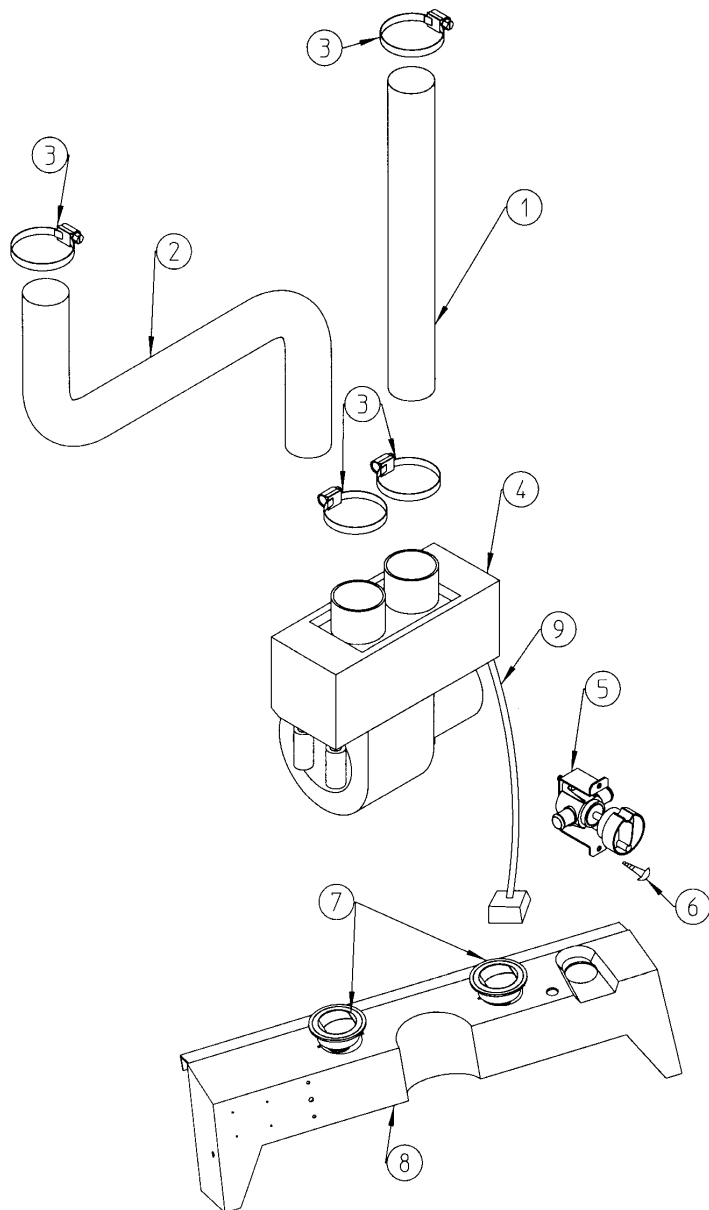


Carrocería

Body

Aplicación calefactor
Heating application

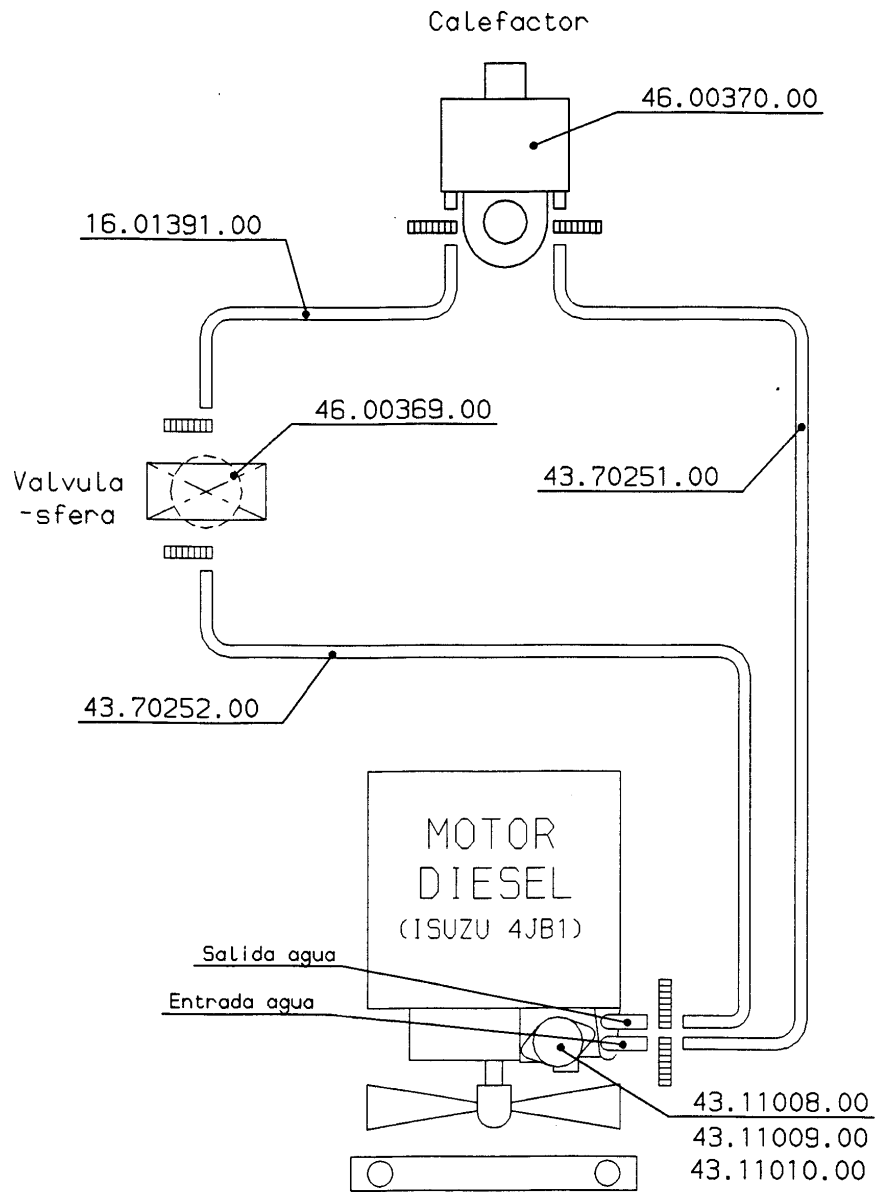
Fig. N°	Referencia	Cantidad
1	43.70004.00	1
2	43.70003.00	1
3	912.40060.66	4
4	46.00370.00	1
5	46.00369.00	1
6	603.06015.86	2
7	46.00368.00	2
8	43.70876.00	1
9	43.70703.00	1





Carrocería
Body

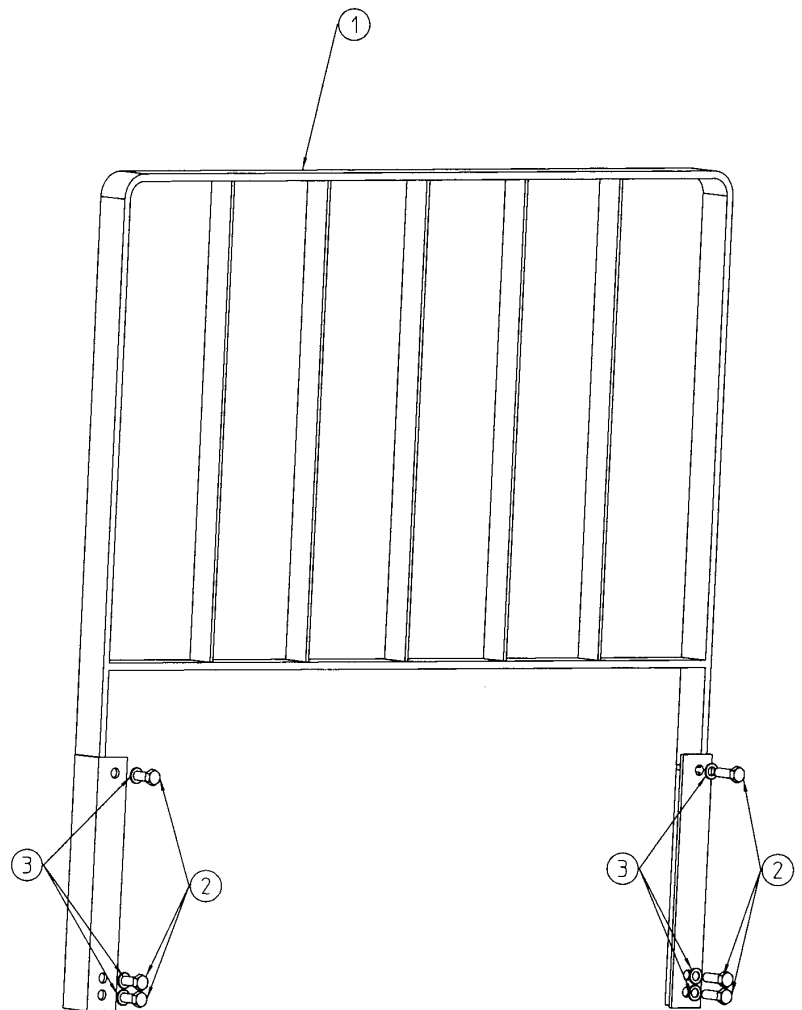
Aplicación calefactor
Heating application



Carrocería *Body*

Protector carga
Load backrest

Fig. N°	Referencia	Cantidad
1	16.01501.10	1 1.800mm
1	16.01501.05	1 1.600mm
2	603.14045.86	6
3	101.14000.66	6

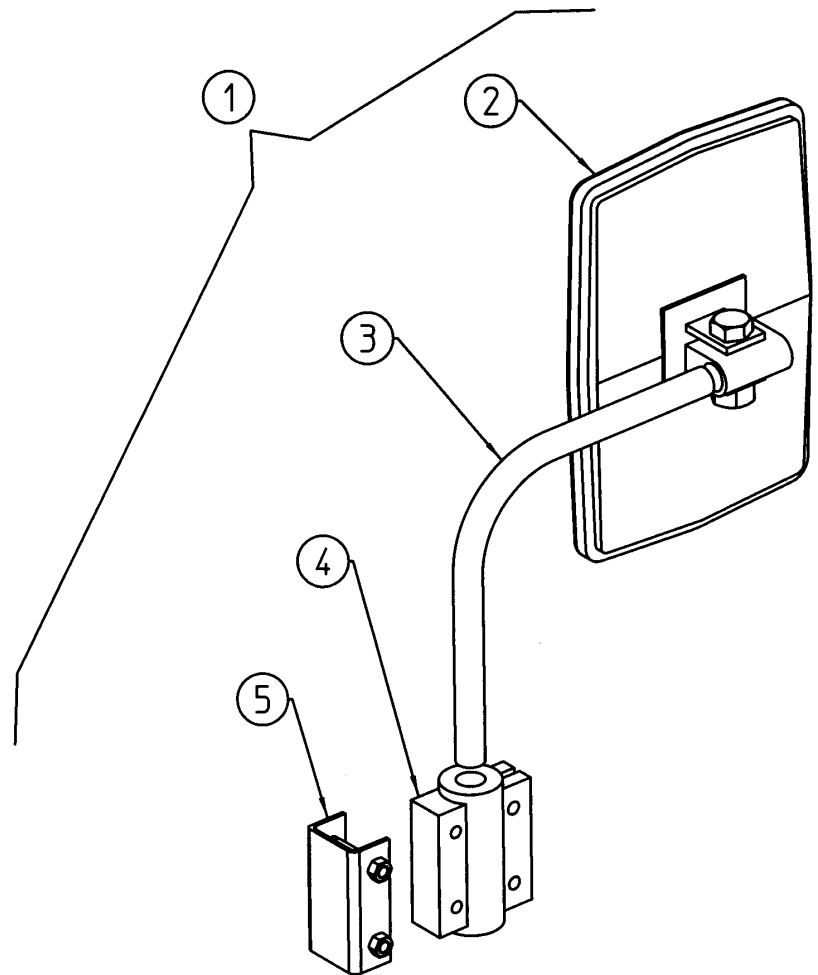




Carrocería *Body*

Espejo retrovisor
Rear-vision mirror

Fig. Nº	Referencia	Cantidad
1	09.11009.00	1
2	09.11013.00	1
3	09.11010.00	1
4	09.11011.00	1
5	09.11012.00	1
6	603.05015.86	2



**ÍNDICE
DE
REFERENCIAS**

*REFERENCES
INDEX*



Referencia Reference	Tabla Board	Fig. N° Fig. Nr	Denominación Denomination	Referencia Reference	Tabla Board	Fig. N° Fig. Nr	Denominación Denomination	
00.02803.00	438-007-00	5	TORNILLO DIN910*					
	438-039-00	10	TORNILLO DIN910*					
00.09034.00	438-042-00	14	CLAXON	10.12360.00	438-068-00	5	ANILLO INTERIOR	
01.00036.02	438-031-00	6	BOLSA HERRAMIENT.		438-036-00	10	TORNILLO DIN912*	
01.00036.03	438-026-00	19	BOLSA HERRAMIENT.		438-059-00	10	TORNILLO DIN912*	
01.00138.00	438-020-00	22	TUERCA DIN934*		438-066-00	10	TORNILLO DIN912*	
01.00220.01	438-012-00	11	RESORTE TORS.		438-072-00	10	TORNILLO DIN912*	
01.00222.02	438-021-00	17		10.13117.00	438-079-00	113	RACOR FORT M/TL/M	
01.00235.00	438-012-00	6	SOP. ROD.		438-014-03	29	ARANDELA REG.	
01.00312.00	438-052-00	1	TORNILLO DIN417*		438-014-03	31	ARANDELA REG.	
01.00319.00	438-009-02	18	TORNILLO DIN480*		438-076-00	9	CONECTOR	
01.00325.02	438-009-02	1	EMPUADURA		438-035-00	7	EJE CIL/COA	
01.00325.03	438-009-02	11	EMPUADURA		438-060-00	7	EJE CIL/COA	
01.00514.01	438-021-00	1	EJE CIL/CPA		438-067-00	7	EJE CIL/COA	
01.00779.21	438-044-00	8	PLACA CARAC.		438-071-00	7	EJE CIL/COA	
01.00912.00	438-042-00	15	FARO	14.40901.00	438-042-00	16	CATADIOPTICO	
01.01205.00	438-013-00	3	TORNILLO DIN931*		438-012-00	3	TAPA REGISTRO	
01.01308.00	438-037-00	11	TUERCA DIN934*		15.00315.00	438-013-00	4	RESORTE COMP.
	438-058-00	11	TUERCA DIN934*		15.00344.00	438-014-03	9	TORNILLO DIN931*
	438-063-00	11	TUERCA DIN934*		15.00348.01	438-013-00	1	CARCASA
	438-070-00	11	TUERCA DIN934*			438-014-03	1	CARCASA
01.03923.00	438-014-03	12	ARANDELA REG.		15.00349.10	438-013-00	19	TAPA.
02.00774.00	438-044-00	16	PLACA AD. INDI.		15.00355.00	438-013-00	25	ESPARRAGO DIN939
02.00777.00	438-044-00	16	PLACA AD. INDI.		15.00357.00	438-013-00	26	ESPARRAGO DIN939*
02.00778.00	438-044-00	16	PLACA AD. INDI.		15.00561.00	438-030-00	3	
02.00779.01	438-044-00	16	PLACA AD. INDI.		15.00719.10	438-021-00	4	HORQUILLA ART.
02.32013.00	438-026-00	18	TAPON.		15.00750.00	438-009-00	7	ARANDELA DIN6916*
	438-028-00	4	TAPON.		15.00832.00	438-035-00	8	SUPLEMENTO
	438-026-00	15	TAPON.			438-038-00	16	SUPLEMENTO
08.00313.00	438-013-00	20	RACOR M/M			438-060-00	8	SUPLEMENTO
08.00316.00	438-039-00	3	JUNTA MET. BUNA			438-065-00	6	SUPLEMENTO
08.00317.00	438-041-00	24	JUNTA MET. BUNA			438-067-00	8	SUPLEMENTO
	438-079-00	24	JUNTA MET. BUNA			438-071-00	8	SUPLEMENTO
08.00319.00	438-041-00	27	RACOR M/M		15.00834.00	438-031-00	3	CADENA
	438-079-00	27	RACOR M/M			438-075-00	7	CADENA
08.00521.04	438-038-00	6	EMBOLO		15.00835.00	438-075-00	5	EJE CPA/GRA
08.00526.00	438-067-00	13			15.00836.00	438-031-00	5	PASADOR DIN11024
	438-071-00	13				438-075-00	4	PASADOR DIN11024
08.00527.00	438-032-00	7	COJINETE CIL.		15.01034.00	438-015-00	5	ESPARRAGO DIN938*
	438-059-00	7	COJINETE CIL.			438-016-00	5	ESPARRAGO DIN938*
	438-062-00	4	COJINETE CIL.		15.01216.00	438-038-00	15	EJE CIL/COA
	438-068-00	4	COJINETE CIL.		15.01411.00	438-042-00	8	BATERIA
08.00528.02	438-038-00	9	GUIA		15.01524.01	438-007-00	2	TAPON.
08.00530.01	438-038-00	10	TUERCA DIN547*		15.02150.10	438-012-00	8	
09.00135.00	438-038-00	4				438-021-00	17	
09.00391.61	438-009-02	3	GUARDAPOLVO		15.03582.00	438-014-03	42	
09.11009.00	438-084-00	1	ESPEJO RETROVISOR		15.03583.00	438-014-03	42	
09.11010.00	438-084-00	3			15.03584.00	438-014-03	42	ARANDELA REG.
09.11011.00	438-084-00	4			15.12293.00	438-055-00	1	PROT. TUBO
09.11012.00	438-084-00	5				438-077-00	5	PROT. TUBO
09.11013.00	438-084-00	2	ESPEJO RETROVISOR		15.12294.00	438-055-00	5	PALANCA CONTACTO
09.99500.06	438-038-00	19				438-077-00	1	PALANCA CONTACTO
10.00730.00	438-021-00	10			15.12295.00	438-055-00	3	CUERPO TENSOR
10.00788.00	438-044-00	10	PLACA AD. INDI.			438-077-00	4	CUERPO TENSOR
10.00921.00	438-009-00	17	TAPON.		15.12296.00	438-055-00	4	CABEZA TENSOR
	438-010-00	18	TAPON.			438-077-00	2	CABEZA TENSOR
	438-013-00	22	TAPON.		16.01328.00	438-037-00	8	EJE CPA/CPA
10.01040.00	438-076-00	5	MAT. REC.			438-058-00	8	EJE CPA/CPA
10.01115.01	438-038-00	14	CABEZA VASTAGO			438-063-00	8	EJE CPA/CPA
10.01117.00	438-038-00	12	TUERCA DIN439*			438-070-00	8	EJE CPA/CPA
10.01317.00	438-032-00	9	ARANDELA DIN9021*		16.01501.05	438-083-00	1	PROT. CARGA
	438-059-00	9	ARANDELA DIN9021*		16.01501.10	438-083-00	1	PROT. CARGA
	438-062-00	6	ARANDELA DIN9021*		19.00215.01	438-046-00	4	VASTAGO
	438-068-00	6	ARANDELA DIN9021*		19.00220.01	438-046-00	10	GUIA
10.01318.00	438-032-00	10	RACOR M/H		19.00221.01	438-046-00	6	
	438-059-00	10	RACOR M/H		19.00301.00	438-045-00	6	EJE CPA/CPA
	438-062-00	7	RACOR M/H		19.00303.00	438-045-00	4	SOP PLAN. REC.
	438-068-00	7	RACOR M/H		19.00520.01	438-041-00	39	RACOR.
10.04010.00	438-076-00	2	SOP. FIJACION			438-079-00	39	RACOR.
10.09594.00	438-032-00	8	ANILLO INTERIOR		19.00520.30	438-079-00	41	TUBO PAC6
	438-059-00	8	ANILLO INTERIOR		19.00530.30	438-033-00	12	TUBO MET.
10.09594.05	438-062-00	5	ANILLO INTERIOR			438-041-00	41	TUBO MET.
						438-047-00	2	TUBO MET.

Referencia Reference	Tabla Board	Fig. N° Fig. Nr	Denominación Denomination	Denominación Denomination
19.00530.31	438-033-00	11	TUBO MET.	TUBE MET.
	438-041-00	42	TUBO MET.	TUBE MET.
	438-047-00	1	TUBO MET.	TUBE MET.
	438-079-00	42	TUBO MET.	TUBE MET.
19.00720.00	438-033-00	13	RACOR M/M	NIPPLE M/M
	438-041-00	37	RACOR M/M	NIPPLE M/M
	438-047-00	5	RACOR M/M	NIPPLE M/M
	438-079-00	37	RACOR M/M	NIPPLE M/M
28.00200.03	438-041-00	43	CILINDRO D/E	CYLINDER D/E
	438-045-00	3	CILINDRO D/E	CYLINDER D/E
	438-046-00	1	CILINDRO D/E	CYLINDER D/E
	438-079-00	43	CILINDRO D/E	CYLINDER D/E
28.00310.00	438-050-00	1		
28.00311.00	438-050-00	7	SOP PAS. REC.	STRIP SUPPORT
28.00312.00	438-050-00	3	RACOR.	NIPPLE
28.00313.00	438-050-00	2	RACOR.	NIPPLE
28.00314.01	438-050-00	4	RACOR.	NIPPLE
28.00318.10	438-048-00	5	POLEA	PULLEY
28.00319.10	438-048-00	6	EJE COR/ROS	AXLE 'COR/ROS'
28.00322.02	438-048-00	1	RESORTE TRAC.	SPRING TENSION
28.00337.00	438-050-00	12	RACOR M/M	NIPPLE M/M
28.00340.00	438-033-00	9	RACOR TOR. SIMPLE	NIPPLE SCREW SIM.
	438-041-00	40	RACOR TOR. SIMPLE	NIPPLE SCREW SIM.
	438-041-00	77	RACOR TOR. SIMPLE	NIPPLE SCREW SIM.
	438-047-00	3	RACOR TOR. SIMPLE	NIPPLE SCREW SIM.
	438-054-00	23	RACOR TOR. SIMPLE	NIPPLE SCREW SIM.
	438-079-00	40	RACOR TOR. SIMPLE	NIPPLE SCREW SIM.
	438-079-00	77	RACOR TOR. SIMPLE	NIPPLE SCREW SIM.
28.00341.00	438-022-00	8	JUNTA MET. BUNA	GASKET MET. BUNA
	438-033-00	10	JUNTA MET. BUNA	GASKET MET. BUNA
	438-041-00	38	JUNTA MET. BUNA	GASKET MET. BUNA
	438-041-00	76	JUNTA MET. BUNA	GASKET MET. BUNA
	438-041-00	102	JUNTA MET. BUNA	GASKET MET. BUNA
	438-047-00	4	JUNTA MET. BUNA	GASKET MET. BUNA
	438-050-00	11	JUNTA MET. BUNA	GASKET MET. BUNA
	438-054-00	18	JUNTA MET. BUNA	GASKET MET. BUNA
	438-079-00	38	JUNTA MET. BUNA	GASKET MET. BUNA
	438-079-00	76	JUNTA MET. BUNA	GASKET MET. BUNA
	438-079-00	102	JUNTA MET. BUNA	GASKET MET. BUNA
28.00345.01	438-048-00	10	BRIDA ARCOS	ARCH CLAMP
28.00345.02	438-048-00	11	BRIDA ARCOS	ARCH CLAMP
28.99200.03	438-046-00	14		
38.00129.00	438-007-00	21	RACOR O/TB	NIPPLE O/TB
42.20330.00	438-054-00	10		
42.20340.00	438-054-00	8		
42.70100.00	438-041-00	68	VALVULA	VALVE
	438-079-00	68	VALVULA	VALVE
42.70209.00	438-041-00	45	RACOR M/M	NIPPLE M/M
	438-041-00	70	RACOR M/M	NIPPLE M/M
	438-079-00	45	RACOR M/M	NIPPLE M/M
	438-079-00	70	RACOR M/M	NIPPLE M/M
	438-079-00	93	RACOR M/M	NIPPLE M/M
43.00190.00	438-010-00	14	CARCASA	CASING
43.00191.00	438-010-00	1		
43.00201.03	438-003-00	7	DISCO EMBR.	DISK CLUTCH
43.00202.01	438-003-00	8	CONJ. PRESION	PRESSURE PLATE
43.00297.00	438-010-00	32	ENGRANAJE.	GEAR
	438-011-00	16	ENGRANAJE.	GEAR
43.00310.02	438-009-02	30	SOP EJE	AXLE SUPPORT
43.00311.00	438-009-02	22	TAPA.	COVER
43.00315.00	438-009-02	27	INTERRUPTOR	SWITCH
43.00330.00	438-009-02	9	ARANDELA DIN126*	WASHER DIN126*
43.00330.01	438-009-02	9	ARANDELA DIN126*	WASHER DIN126*
43.00330.02	438-009-02	9	ARANDELA DIN126*	WASHER DIN126*
43.00333.01	438-009-02	21	COJINETE CIL.	BEARING CYL.
43.00354.00	438-014-03	22	PALANCA ACC.	ACC.LEVER
43.00360.10	438-011-00	6	CARCASA	CASING
43.00362.02	438-011-00	9	EJE CIL/CIL	SHAFT 'CIL/CIL'
43.00363.01	438-011-00	10	ENGRANAJE CONICO	GEAR CONICAL
43.00364.01	438-011-00	11	SUPLEMENTO	PANEL
43.00365.01	438-011-00	8	ENGRANAJE CONICO	GEAR CONICAL
43.00366.01	438-011-00	12	RESORTE COMP.	SPRING COMPRESSION

Referencia Reference	Tabla Board	Fig. N° Fig. Nr	Denominación Denomination	Denominación Denomination
43.00367.00	438-011-00	5	DISCO AXIAL	DISK AXIAL
43.00368.00	438-011-00	4	DISCO AXIAL	DISK AXIAL
43.00371.00	438-011-00	2	TAPA SOP.	FLANGE
43.00374.00	438-011-00	7	GRUESO REG. DISCO	REGUL SKIM
43.00374.01	438-011-00	7	GRUESO REG. DISCO	REGUL SKIM
43.00374.02	438-011-00	7	GRUESO REG. DISCO	REGUL SKIM
43.00374.03	438-011-00	7	GRUESO REG. DISCO	REGUL SKIM
43.00374.07	438-011-00	7		
43.00380.01	438-009-00	13	BRIDA.	CLAMP
43.00395.00	438-044-00	12	PLACA AD. INDI.	PLATE AD. INDI
43.00396.01	438-044-00	19	PLACA AD. INDI.	PLATE AD. INDI
43.00751.01	438-022-00	12	DEPOSITO	TANK
43.00782.00	438-029-00	2		
43.00912.00	438-025-00	4	CAMARA	TUBE
43.00913.01	438-025-00	2	CUBIERTA TT	TYRE 'TT'
43.01170.00	438-044-00	15	PLACA AD. INDI.	PLATE AD. INDI
43.01218.00	438-065-00	1	POLEA	PULLEY
	438-073-00	1	POLEA	PULLEY
43.01219.00	438-065-00	3	ARANDELA DIN125*	WASHER DIN125*
	438-073-00	3	ARANDELA DIN125*	WASHER DIN125*
43.01327.13	438-065-00	2	CADENA	CHAIN
43.01327.14	438-073-00	2	CADENA	CHAIN
43.01351.01	438-044-00	1	PLACA AD. INDI.	PLATE AD. INDI
43.01351.02	438-044-00	2	PLACA AD. INDI.	PLATE AD. INDI
43.01351.05	438-044-00	3	PLACA AD. INDI.	PLATE AD. INDI
43.01352.10	438-044-00	14	PLACA AD. INDI.	PLATE AD. INDI
43.01355.01	438-044-00	18	PLACA AD. INDI.	PLATE AD. INDI
43.01356.00	438-044-00	11	PLACA AD. INDI.	PLATE AD. INDI
43.01364.00	438-048-00	4	SOP. GUIA TUBO	TUBE GUIDE SUPPORT
43.01369.00	438-041-00	34	RACOR PAS. M/M	NIPPLE M/M
	438-041-00	51	RACOR PAS. M/M	NIPPLE M/M
	438-050-00	22	RACOR PAS. M/M	NIPPLE M/M
	438-079-00	34	RACOR PAS. M/M	NIPPLE M/M
	438-079-00	51	RACOR PAS. M/M	NIPPLE M/M
43.01376.52	438-065-00	15	VARILLA REC.18	ROD STRAIGHT R18
	438-073-00	15	VARILLA REC.18	ROD STRAIGHT R18
43.01520.00	438-022-00	4	INTERRUPTOR	SWITCH
43.01608.00	438-009-02	31		
43.01609.01	438-009-02	19	PALANCA CONTACTO	GEAR LEVER
43.01610.01	438-014-03	27	EJE CAS/CIL	SHAFT 'CAS/CIL'
43.01614.00	438-013-00	9	EJE REC/REC	AXLE 'REC/REC'
43.01615.00	438-014-03	21	ENGRANAJE z20-18	GEAR z20-18
43.01616.00	438-013-00	6	CASQUILLO.	BUSH
43.01620.00	438-014-03	24	ENGRANAJE z18-18	GEAR z18-18
43.01625.00	438-014-03	2	ENGRANAJE z17-15	GEAR z17-15
43.01626.01	438-013-00	14	EJE REC/REC	AXLE 'REC/REC'
43.01628.00	438-013-00	5	EJE REC/REC	AXLE 'REC/REC'
43.01631.00	438-014-03	7	SUPLEMENTO	PANEL
43.01632.00	438-014-03	6	CASQUILLO.	BUSH
43.01633.00	438-014-03	8	EJE CAS/CIL	SHAFT 'CAS/CIL'
43.01634.01	438-014-03	15	EJE CAS/CAS	SHAFT 'CAS/CAS'
43.01635.00	438-014-03	4	SUPLEMENTO	PANEL
43.01637.02	438-014-03	35	ENGRANAJE.	GEAR
43.01638.00	438-014-03	38	ENGRANAJE.	GEAR
43.01639.00	438-014-03	43	ENGRANAJE.	GEAR
43.01640.00	438-014-03	40	ENGRANAJE z19	GEAR z19
43.01642.00	438-014-03	41	SUPLEMENTO	PANEL
43.01644.00	438-014-03	39	ACOP. CIL/DEN	COUPLING CYL/GEA
43.01645.00	438-014-03	37	ACOP. CIL/DEN	COUPLING CYL/GEA
43.01650.00	438-014-03	20	SUPLEMENTO	PANEL
43.01651.01	438-013-00	13	HORQUILLA ACC.	ACC. FORK
43.01652.01	438-013-00	7	HORQUILLA ACC.	ACC. FORK
43.01653.00	438-013-00	2	HORQUILLA ACC.	ACC. FORK
43.01654.00	438-013-00	16	SOP. GUIA TUBO	TUBE GUIDE SUPPORT
43.01655.00	438-013-00	21	TORNILLO DIN561	SCREW DIN561
43.01656.00	438-013-00	15	RESORTE COMP.	SPRING COMPRESSION
43.01661.00	438-013-00	11	REFUERZO	REINFORCEMENT
43.01904.10	438-044-00	6	PLACA AD. INDI.	PLATE AD. INDI
43.02710.00	438-050-00	20	RACOR M/M	NIPPLE M/M
43.02710.20	438-050-00	17	ENROLLADOR	REEL
43.02711.00	438-050-00	18	RACOR M/M	NIPPLE M/M
43.02721.01	438-050-00	13	TUBO DR7	TUBE DR7



Referencia Reference	Tabla Board	Fig. N° Fig. Nr	Denominación Denomination	Referencia Reference	Tabla Board	Fig. N° Fig. Nr	Denominación Denomination
43.02760.02	438-050-00	14	SOP. ANG.	43.51544.00	438-029-00	5	
43.03600RE00	438-011-00	1	DIFERENCIAL	43.60151.00	438-002-00	5	
43.03653.00	438-079-00	114	RACOR C90M/M		438-009-00	8	AMORTIGUADOR. SHOCK ABSORBER
43.03690.00	438-011-00	3	DISCO AXIAL		438-026-00	4	AMORTIGUADOR. SHOCK ABSORBER
43.03789.00	438-010-00	21	HORQUILLA ART.	43.60910DE00	438-025-00	1	RUEDA WHEEL RIM
43.03790.01	438-010-00	20		43.60910IZ00	438-025-00	1	RUEDA WHEEL RIM
43.07512.00	438-022-00	13		43.60911.00	438-025-00	3	RUEDA WHEEL RIM
43.08034.00	438-003-00	5	TORNILLO DIN912*	43.70003.00	438-081-00	2	
43.10037.00	438-005-00	9	TUBO GOMA B/P	43.70004.00	438-081-00	1	
43.10060.20	438-003-00	1	ACOP. CIL/CIL	43.70032.00	438-001-00	6	
43.10061.20	438-003-00	4	VOLANTE MOTOR	43.70088.00	438-069-00	1	TABLERO HORQ. FORK CARRIAGE
43.10233.00	438-029-00	13	TIRANTE	43.70100.00	438-038-00	1	CILINDRO D/E CYLINDER D/E
43.10234.00	438-029-00	11	SOP. PAS. REC.		438-041-00	46	CILINDRO D/E CYLINDER D/E
43.10298.01	438-006-00	2	TUBO SALIDA GASES		438-079-00	46	CILINDRO D/E CYLINDER D/E
43.10311.00	438-005-00	15	AMORTIGUADOR.	43.70117.00	438-052-00	3	SOP. PAS. FOR. STRIGHT SUPPORT
43.10312.00	438-005-00	16	CASQUILLO.	43.70118.00	438-052-00	6	SOP. ANG. BRACKET ANG.
43.10710.00	438-020-00	17	SOP. ANG.	43.70120.00	438-056-00	4	
43.10732.00	438-029-00	3	BISAGRA	43.70121.00	438-041-00	96	ELECTROVALVULA
43.10733.00	438-029-00	4	BISAGRA		438-079-00	96	ELECTROVALVULA
43.10788.00	438-005-00	17	ARANDELA REG.	43.70122.00	438-076-00	7	PLACA REPARTIDORA
43.10827.01	438-042-00	11	SOP. FIJACION		438-079-00	118	PLACA REPARTIDORA
43.11476.00	438-041-00	94	RACOR M/M	43.70127.00	438-020-00	1	PEDAL ACEL. ACCEL. PEDAL
43.11505.01	438-054-00	4		43.70128.00	438-056-00	1	LUZ TESTIGO WARNING LIGHT
43.11606.11	438-009-02	12	PALANCA MANDO	43.70131.00	438-020-00	6	SOP. ANG. BRACKET ANG.
	438-009-02	31	PALANCA MANDO	43.70132.00	438-020-00	4	HORQUILLA ACC. ACC. FORK
43.14105.33	438-007-00	11		43.70133.00	438-052-00	5	SENSOR SENSOR
43.14105.41	438-007-00	16		43.70134.00	438-043-00	10	TRAMO I/E LENGTH ELEC. INSTAL.
43.14105.45	438-007-00	10		43.70143.00	438-042-00	17	SOP. PAS. FOR. STRIGHT SUPPORT
43.14105.48	438-039-00	9		43.70150.00	438-075-00	11	HORQUILLA SOP. SUPPORT FORK
43.15802.00	438-075-00	1	HORQUILLA SOP.	43.70151.00	438-075-00	10	EJE CIL/CIL SHAFT 'CIL/CIL'
43.15805.00	438-075-00	9	CAJA.	43.70153.00	438-075-00	2	ESLINGA
43.20015.00	438-039-00	4	NIVEL	43.70154.00	438-075-00	3	
43.20070.00	438-001-00	5		43.70162.00	438-076-00	11	ELECTROVALVULA
43.34001.00	438-001-00	2			438-079-00	116	ELECTROVALVULA
43.40790.00	438-009-02	38		43.70163.00	438-076-00	10	VALVULA VALVE
43.50027.00	438-056-00	3	LAMPARA		438-079-00	117	VALVULA VALVE
43.50028.00	438-056-00	2	CONECTOR	43.70180.00	438-005-00	13	
43.50101.01	438-001-00	1	MOTOR DIESEL	43.70183.00	438-005-00	1	SOP. FIJACION FIXING SUPPORT
43.50119.00	438-004-00	9	INDICADOR	43.70229.00	438-026-00	17	
43.50167.00	438-051-00	4		43.70250.01	438-021-00	20	
43.50167.01	438-054-00	3	EJE CIL/CIL	43.70261.00	438-007-00	17	INDICADOR INDICATOR
43.50171.00	438-041-00	74		43.70298.00	438-026-00	16	
43.50171.01	438-054-00	21	TUBO MET.	43.70301.00	438-018-00	3	RACOR C90M/M ELBOW C90M/M NIPPLE
	438-079-00	74	TUBO MET.		438-041-00	109	RACOR C90M/M ELBOW C90M/M NIPPLE
43.50173.00	438-041-00	72	VALVULA		438-079-00	109	RACOR C90M/M ELBOW C90M/M NIPPLE
	438-054-00	22	VALVULA	43.70307.00	438-041-00	47	TUBO R1T1/4 HOSE R1T1/4
	438-079-00	72	VALVULA		438-079-00	47	TUBO R1T1/4 HOSE R1T1/4
43.50174.00	438-041-00	75		43.70309.00	438-041-00	49	TUBO R1T1/4 HOSE R1T1/4
	438-054-00	19			438-079-00	49	TUBO R1T1/4 HOSE R1T1/4
	438-079-00	73		43.70311.00	438-041-00	22	TUBO R2T1/2 HOSE R2T1/2
	438-079-00	75			438-079-00	22	TUBO R2T1/2 HOSE R2T1/2
43.50174.01	438-041-00	73		43.70313.00	438-041-00	100	TUBO R1T1/4 HOSE R1T1/4
43.50175.00	438-054-00	20			438-079-00	100	TUBO R1T1/4 HOSE R1T1/4
43.50235.00	438-029-00	12	SOP. ANG.	43.70315.00	438-041-00	44	TUBO R1T1/4 HOSE R1T1/4
43.50241.00	438-009-02	41			438-079-00	44	TUBO R1T1/4 HOSE R1T1/4
43.50368.05	438-048-00	2	TUBO DR7	43.70318.00	438-041-00	33	TUBO R1T1/4 HOSE R1T1/4
43.50437.01	438-004-00	6	SOP. FILTRO AIRE		438-079-00	33	TUBO R1T1/4 HOSE R1T1/4
43.50512.01	438-026-00	11	BISAGRA	43.70324.00	438-042-00	1	FARO BEACON
	438-080-01	40	BISAGRA	43.70325.00	438-042-00	2	FARO BEACON
43.50512.02	438-026-00	10	BISAGRA	43.70326.00	438-042-00	4	SOP. FIJACION FIXING SUPPORT
	438-080-01	45	BISAGRA	43.70327.00	438-042-00	3	SOP. FIJACION FIXING SUPPORT
43.50755.27	438-022-00	9	RACOR M/M	43.70329.00	438-042-00	6	CONECTOR PLUG
	438-041-00	101	RACOR M/M	43.70339.00	438-079-00	112	TUBO R1T1/2 HOSE R1T1/2
	438-079-00	101	RACOR M/M	43.70340.00	438-023-00	3	
43.50949.00	438-055-00	6	INDICADOR	43.70341.00	438-076-00	1	TRAMO I/E LENGTH ELEC. INSTAL.
43.50952.26	438-030-00	1	CONTRAPESO	43.70351.00	438-010-00	8	EJE CAS/CIL SHAFT 'CAS/CIL'
43.51150.00	438-041-00	78			438-014-03	30	EJE CAS/CIL SHAFT 'CAS/CIL'
43.51150.01	438-051-00	2	CILINDRO D/E	43.70352.00	438-010-00	10	ENGRANAJE. GEAR
	438-054-00	4	CILINDRO D/E	43.70354.00	438-010-00	26	ENGRANAJE. GEAR
	438-079-00	78	CILINDRO D/E	43.70359.00	438-010-00	33	
43.51157.01	438-054-00	15			438-011-00	1	
43.51159.01	438-054-00	5		43.70360.00	438-010-00	23	EJE CPA/DEN SHAFT 'CPA/DEN'

Referencia Reference	Tabla Board	Fig. N° Fig. Nr	Denominación Denomination	
43.70367.00	438-050-00	21	TUBO DR7	TUBE DR7
43.70368.00	438-041-00	36	TUBO DR7	TUBE DR7
43.70368.00	438-048-00	2	TUBO DR7	TUBE DR7
43.70368.00	438-079-00	36	TUBO DR7	TUBE DR7
43.70380.00	438-010-00	25	SUPLEMENTO	PANEL
43.70381.00	438-010-00	27	SUPLEMENTO	PANEL
43.70383.00	438-010-00	24	ENGRANAJE.	GEAR
43.70399.00	438-019-00	7	GRUESO REG. REC.	REGUL SPACER
43.70400.01	438-017-00	1	PUENTE FIJO	AXLE FIXED
43.70403.00	438-010-00	30	SUPLEMENTO	PANEL
43.70404.00	438-010-00	13	ARANDELA.	WASHER
43.70407.00	438-039-00	15	SOP FILTRO ASP.	AD. FILTER SUPPORT
	438-041-00	6	SOP FILTRO ASP.	AD. FILTER SUPPORT
	438-079-00	6	SOP FILTRO ASP.	AD. FILTER SUPPORT
43.70408.00	438-039-00	14	PLETINA	STRIP
	438-041-00	4	PLETINA	STRIP
	438-079-00	4	PLETINA	STRIP
43.70430.00	438-039-00	1	DEPOSITO	TANK
	438-041-00	1	DEPOSITO	TANK
	438-079-00	1	DEPOSITO	TANK
43.70441.00	438-041-00	52	RACOR.	NIPPLE
	438-079-00	52	RACOR.	NIPPLE
43.70442.00	438-041-00	87	RACOR M/M	NIPPLE M/M
	438-079-00	87	RACOR M/M	NIPPLE M/M
43.70444.00	438-041-00	20	RACOR M/M	NIPPLE M/M
	438-079-00	20	RACOR M/M	NIPPLE M/M
43.70445.00	438-022-00	11		
43.70446.00	438-041-00	8	RACOR M/M	NIPPLE M/M
	438-079-00	8	RACOR M/M	NIPPLE M/M
43.70450.01	438-040-00	4	DISTRIBUIDOR 4E	CONTROL VALVE 4E
	438-041-00	19	DISTRIBUIDOR 4E	CONTROL VALVE 4E
	438-079-00	19	DISTRIBUIDOR 4E	CONTROL VALVE 4E
43.70451.00	438-040-00	7	SOP FIJACION	FIXING SUPPORT
	438-041-00	110	SOP FIJACION	FIXING SUPPORT
	438-079-00	110	SOP FIJACION	FIXING SUPPORT
43.70460.00	438-040-00	12	DISTRIBUIDOR 1E	CONTROL VALVE 1E
	438-041-00	62	DISTRIBUIDOR 1E	CONTROL VALVE 1E
	438-079-00	62	DISTRIBUIDOR 1E	CONTROL VALVE 1E
43.70461.00	438-041-00	55	TAPON.	CAP
	438-079-00	55	TAPON.	CAP
43.70462.00	438-040-00	2		
43.70463.00	438-040-00	11		
43.70464.00	438-040-00	1		
43.70464.01	438-040-00	3		
43.70465.00	438-040-00	10		
43.70500.01	438-018-00	1	PUENTE DIRECTRIZ	AXLE STEEL
43.70520.00	438-038-00	2		
43.70525.00	438-038-00	8		
43.70528.00	438-038-00	3	CASQUILLO.	BUSH
43.70540.00	438-007-00	1	DEPOSITO	TANK
43.70700.00	438-043-00	1	TRAMO I/E	LENGTH ELEC. INSTAL.
43.70703.00	438-081-00	9	TRAMO I/E	LENGTH ELEC. INSTAL.
43.70704.00	438-043-00	2	TRAMO I/E	LENGTH ELEC. INSTAL.
43.70705.00	438-043-00	3	TRAMO I/E	LENGTH ELEC. INSTAL.
43.70712.00	438-043-00	9	TRAMO I/E	LENGTH ELEC. INSTAL.
43.70721.00	438-050-00	21	TUBO DR7	TUBE DR7
43.70740.00	438-043-00	8	TRAMO I/E	LENGTH ELEC. INSTAL.
43.70741.00	438-043-00	6	TRAMO I/E	LENGTH ELEC. INSTAL.
43.70747.00	438-022-00	2	BOMBA PIE	BRAKE PUMP
	438-041-00	104	BOMBA PIE	BRAKE PUMP
	438-079-00	104	BOMBA PIE	BRAKE PUMP
43.70748.00	438-042-00	7	CABLE ELEC.	ELECTRICAL CABLE
	438-043-00	5	CABLE ELEC.	ELECTRICAL CABLE
43.70749.00	438-042-00	9	CABLE ELEC.	ELECTRICAL CABLE
	438-043-00	4	CABLE ELEC.	ELECTRICAL CABLE
43.70750.00	438-022-00	1	PEDAL FRENO	BRAKE PEDAL
	438-041-00	103	PEDAL FRENO	BRAKE PEDAL
	438-079-00	103	PEDAL FRENO	BRAKE PEDAL
	438-022-00	7	RACOR TOR. SIMPLE	NIPPLE SCREW SIM.
43.70770.01	438-030-00	13	GUARDABARROS	MUDGUARD
43.70772.01	438-030-00	14	GUARDABARROS	MUDGUARD
43.70773.01	438-030-00	15	SOP. PAS. FOR.	STRIGHT SUPPORT

Referencia Reference	Tabla Board	Fig. N° Fig. Nr	Denominación Denomination	
43.70774.00	438-030-00	7	GUARDABARROS	MUDGUARD
43.70775.00	438-030-00	12	GUARDABARROS	MUDGUARD
43.70776.00	438-026-00	13	CRISTAL	GLASS
	438-027-00	14	CRISTAL	GLASS
43.70777.00	438-026-00	14		
43.70778.00	438-026-00	12		
43.70779.00	438-026-00	9		
43.70780.00	438-044-00	9	PLACA AD. INDI.	PLATE AD. INDI
43.70780.01	438-044-00	9	PLACA AD. INDI.	PLATE AD. INDI
43.70781.00	438-029-00	1	PROT. MOTOR	ENGINE GUARD
43.70782.00	438-005-00	4	TIRANTE	TIE ROD
43.70790.00	438-041-00	65	TUBO R1T1/4'	HOSE R1T1/4'
43.70790.00	438-079-00	65	TUBO R1T1/4'	HOSE R1T1/4'
43.70791.00	438-041-00	69	TUBO R1T1/4'	HOSE R1T1/4'
43.70791.00	438-079-00	69	TUBO R1T1/4'	HOSE R1T1/4'
43.70792.00	438-041-00	58	TUBO R1T3/8'	HOSE R1T3/8'
43.70792.00	438-079-00	58	TUBO R1T3/8'	HOSE R1T3/8'
43.70793.00	438-041-00	59	TUBO R1T1/2'	HOSE R1T1/2'
43.70793.00	438-079-00	59	TUBO R1T1/2'	HOSE R1T1/2'
43.70800.01	438-019-00	1	BASTIDOR	FRAME
43.70835.00	438-031-00	4	EJE CPA/GRA	AXLE 'CPA/GRA'
43.70845.01	438-051-00	1	SOP. ART.	SUPPORT ART.
43.70850.00	438-008-00	4	SOP. ART.	SUPPORT ART.
43.70853.00	438-008-00	7	EJE CIL/CIL	SHAFT 'CIL/CIL'
43.70857.00	438-051-00	3	SOP. ART.	SUPPORT ART.
43.70858.00	438-019-00	3	SOP. PAS. REC.	STRIP SUPPORT
43.70872.00	438-027-00	1		
43.70873.00	438-026-00	1	PROT. CONDUCTOR	DRIVER GUARD
43.70876.00	438-026-00	3	TAPA SOP.	FLANGE
43.70876.00	438-081-00	8	TAPA SOP.	FLANGE
43.70877.00	438-026-00	3	TAPA SOP.	FLANGE
43.70900.00	438-023-00	1		
43.70940.00	438-041-00	7	RACOR M/M	NIPPLE M/M
43.70940.00	438-041-00	83	RACOR M/M	NIPPLE M/M
43.70940.00	438-079-00	7	RACOR M/M	NIPPLE M/M
43.70940.00	438-079-00	83	RACOR M/M	NIPPLE M/M
43.70941.00	438-041-00	10	RACOR M/M	NIPPLE M/M
43.70941.00	438-079-00	10	RACOR M/M	NIPPLE M/M
43.70943.00	438-041-00	91	RACOR C90M/M	ELBOW C90M/M NIPPLE
43.70943.00	438-079-00	91	RACOR C90M/M	ELBOW C90M/M NIPPLE
43.70944.00	438-041-00	13		
43.70944.00	438-079-00	13		
43.70991.00	438-026-00	2		
43.71100.00	438-062-00	3		
43.71200.00	438-062-00	2		
43.71300.00	438-062-00	1		
43.71360.00	438-034-00	1	BRAZO HORQ.	FORK ARM
43.80110.00	438-004-00	1		
43.80166.00	438-005-00	7		
43.80171.00	438-002-00	2	SOP. MOTOR	ENGINE SUPPORT
43.80172.00	438-002-00	1	SOP. MOTOR	ENGINE SUPPORT
43.80181.00	438-005-00	14	SOP. PAS. FOR.	STRIGHT SUPPORT
43.80182.00	438-005-00	10	SOP. PAS. FOR.	STRIGHT SUPPORT
43.80201.00	438-004-00	11	TUBO MET.	TUBE MET.
43.80242.00	438-009-02	37	SOP. PLACA	SUPPORT PLATE
43.80300.00	438-009-00	1		
43.80324.00	438-041-00	9	TUBO R1T1'	HOSE R1T1'
43.80324.00	438-079-00	9	TUBO R1T1'	HOSE R1T1'
43.80325.00	438-041-00	105	TUBO R1T1/4'	HOSE R1T1/4'
43.80325.00	438-079-00	105	TUBO R1T1/4'	HOSE R1T1/4'
43.80326.00	438-041-00	88	TUBO R1T1/2'	HOSE R1T1/2'
43.80326.00	438-079-00	88	TUBO R1T1/2'	HOSE R1T1/2'
43.80327.00	438-041-00	14	TUBO R2T1/2'	HOSE R2T1/2'
43.80327.00	438-079-00	14	TUBO R2T1/2'	HOSE R2T1/2'
43.80328.00	438-041-00	82	TUBO R1T1/2'	HOSE R1T1/2'
43.80329.00	438-041-00	17	TUBO R2T1/2'	HOSE R2T1/2'
43.80329.00	438-079-00	17	TUBO R2T1/2'	HOSE R2T1/2'
43.80330.00	438-041-00	107	TUBO R1T3/8'	HOSE R1T3/8'
43.80330.00	438-079-00	107	TUBO R1T3/8'	HOSE R1T3/8'
43.80331.00	438-041-00	108	TUBO R1T3/8'	HOSE R1T3/8'
43.80331.00	438-079-00	108	TUBO R1T3/8'	HOSE R1T3/8'
43.80332.00	438-041-00	92	TUBO R1T1/4'	HOSE R1T1/4'



Referencia Reference	Tabla Board	Fig. N° Fig. Nr	Denominación Denomination	
43.80332.00	438-079-00	92	TUBO R1T1/4'	HOSE R1T1/4'
43.80333.00	438-041-00	98	TUBO R1T1/4'	HOSE R1T1/4'
43.80333.00	438-079-00	98	TUBO R1T1/4'	HOSE R1T1/4'
43.80338.00	438-009-02	10	SOP. ART.	SUPPORT ART.
43.80341.00	438-009-02	16	PALANCA MANDO	CONTROL LEVER
43.80350.00	438-044-00	7		
43.80378.00	438-079-00	82		
43.80481.00	438-015-00	3		
43.80482.00	438-015-00	2		
43.80483.00	438-015-00	1	JUNTA CARDAN	PROPELLER SHAFT
43.80485.00	438-016-00	3		
43.80486.00	438-016-00	2		
43.80487.00	438-016-00	1	JUNTA CARDAN	PROPELLER SHAFT
43.80510.00	438-006-00	4	TUBO SALIDA GASES	TUBE EXHAUST
43.80521.00	438-021-00	6	VARILLA.	ROD
43.80551.00	438-009-02	2	PALANCA MANDO	CONTROL LEVER
43.80601.00	438-020-00	23	VARILLA FORL6	ROD L6
43.80613.00	438-023-00	2	DIREC. HIDROSTATI.	STEERING VALVE
43.80613.00	438-041-00	16	DIREC. HIDROSTATI.	STEERING VALVE
43.80613.00	438-079-00	16	DIREC. HIDROSTATI.	STEERING VALVE
43.80692.00	438-041-00	80	TUBO R1T3/4'	HOSE R1T3/4'
43.80692.00	438-079-00	80	TUBO R1T3/4'	HOSE R1T3/4'
43.80751.00	438-006-00	1	SILENCIADOR	MUFFLER
43.80825.00	438-002-00	8	SOP. PAS. REC.	STRIP SUPPORT
43.80825.00	438-009-00	9	SOP. PAS. REC.	STRIP SUPPORT
43.80826.00	438-009-00	2	SOP. PLACA	SUPPORT PLATE
43.80850.00	438-008-00	10	SOP. ART.	SUPPORT ART.
43.80851.00	438-008-00	3	SOP. PAS. REC.	STRIP SUPPORT
43.80859.00	438-019-00	2	SOP. ART.	SUPPORT ART.
43.80946.00	438-041-00	12	BOMBA HIDR.	HYDR. PUMP
43.80946.00	438-079-00	12	BOMBA HIDR.	HYDR. PUMP
43.90005.00	438-044-00	17	PLACA AD. INDI.	PLATE AD. INDI
45.00212.00	438-021-00	12	VARILLA REC.12	ROD STRAIGHT R12
45.00374.00	438-014-03	23	ACOP. CIL/CIL	COUPLING CYL/CYL
45.00760.00	438-044-00	21	PLACA AD. INDI.	PLATE AD. INDI
45.00760.01	438-044-00	22	PLACA AD. INDI.	PLATE AD. INDI
45.01200.10	438-004-00	3	FILTRO AIRE	AIR FILTER
45.01201.11	438-004-00	4	ABRAZADERA.	CLAMP
45.01204.00	438-004-00	5	ELEMENTO FILTRAN.	FILTER ELEMENT
45.01352.00	438-044-00	4	PLACA AD. INDI.	PLATE AD. INDI
45.01354.10	438-044-00	20	PLACA AD. INDI.	PLATE AD. INDI
45.01365.00	438-041-00	26		
45.01365.00	438-079-00	26		
45.01423.00	438-041-00	53	JUNTA MET. BUNA	GASKET MET. BUNA
45.01423.00	438-041-00	84	JUNTA MET. BUNA	GASKET MET. BUNA
45.01423.00	438-041-00	86	JUNTA MET. BUNA	GASKET MET. BUNA
45.01423.00	438-079-00	53	JUNTA MET. BUNA	GASKET MET. BUNA
45.01423.00	438-079-00	84	JUNTA MET. BUNA	GASKET MET. BUNA
45.01454.00	438-041-00	64	RACOR M/M	NIPPLE M/M
45.01454.00	438-041-00	66	RACOR M/M	NIPPLE M/M
45.01454.00	438-041-00	93	RACOR M/M	NIPPLE M/M
45.01454.00	438-079-00	64	RACOR M/M	NIPPLE M/M
45.01454.00	438-079-00	66	RACOR M/M	NIPPLE M/M
45.01473.00	438-079-00	86		
45.01492.00	438-046-00	3	GUARDAPOLVO	DUST EXCLUDER
45.01510.02	438-046-00	13		
45.02055.00	438-001-00	3	SOP. VENTILADOR	FAN SUPPORT
45.03637.01	438-041-00	15		
45.03652.00	438-041-00	89	RACOR M/M	NIPPLE M/M
45.03652.00	438-079-00	89	RACOR M/M	NIPPLE M/M
45.03652.00	438-079-00	115	RACOR M/M	NIPPLE M/M
45.04106.00	438-007-00	8	RACOR O/TB	NIPPLE O/TB
45.04107.00	438-007-00	14	RACOR O/TB	NIPPLE O/TB
45.04113.00	438-009-02	34	SOP. RESORTE	SPRING SUPPORT
45.04113.01	438-048-00	13		
45.04204.02	438-012-00	10		
45.10803.10	438-039-00	2	TAPON.	CAP
45.11194.00	438-004-00	10	TUBO ADMISION	ADMISSION TUBE
45.19101.00	438-044-00	13	PLACA AD. INDI.	PLATE AD. INDI
45.20140.00	438-037-00	4	ESPARRAGO.	STUD
45.20140.00	438-058-00	4	ESPARRAGO.	STUD
45.20140.00	438-063-00	4	ESPARRAGO.	STUD

Referencia Reference	Tabla Board	Fig. N° Fig. Nr	Denominación Denomination	
45.20140.00	438-070-00	4	ESPARRAGO.	STUD
45.20186.00	438-041-00	28	RACOR H/H/H	NIPPLE H/H/H
45.20186.00	438-079-00	28	RACOR H/H/H	NIPPLE H/H/H
45.20382.02	438-037-00	12	SENSOR CADENA	TENSIONER CHAIN
45.20382.02	438-058-00	12	SENSOR CADENA	TENSIONER CHAIN
45.20382.02	438-070-00	12	SENSOR CADENA	TENSIONER CHAIN
45.20384.01	438-037-00	15	SOP. CADENA	CHAIN SUPPORT
45.20384.01	438-058-00	15	SOP. CADENA	CHAIN SUPPORT
45.20384.01	438-063-00	15	SOP. CADENA	CHAIN SUPPORT
45.20384.01	438-070-00	15	SOP. CADENA	CHAIN SUPPORT
45.20384.02	438-037-00	15	SOP. CADENA	CHAIN SUPPORT
45.20384.02	438-058-00	15	SOP. CADENA	CHAIN SUPPORT
45.20384.02	438-063-00	15	SOP. CADENA	CHAIN SUPPORT
45.20384.02	438-070-00	15	SOP. CADENA	CHAIN SUPPORT
45.20386.06	438-037-00	5	CADENA	CHAIN
45.20386.06	438-063-00	5	CADENA	CHAIN
45.20386.06	438-070-00	5	CADENA	CHAIN
45.20386.06	438-058-00	5	CADENA	CHAIN
45.20388.00	438-037-00	6	SENSOR CADENA	TENSIONER CHAIN
45.20388.00	438-058-00	6	SENSOR CADENA	TENSIONER CHAIN
45.20388.00	438-063-00	6	SENSOR CADENA	TENSIONER CHAIN
45.20388.00	438-070-00	6	SENSOR CADENA	TENSIONER CHAIN
45.20390.01	438-037-00	17	TORNILLO DIN912	SCREW DIN912
45.20390.01	438-058-00	17	TORNILLO DIN912	SCREW DIN912
45.20390.01	438-070-00	17	TORNILLO DIN912	SCREW DIN912
45.20409.00	438-035-00	3	ARANDELA DIN125	WASHER DIN125
45.20409.00	438-060-00	3	ARANDELA DIN125	WASHER DIN125
45.20409.00	438-067-00	3	ARANDELA DIN125	WASHER DIN125
45.20409.00	438-071-00	3	ARANDELA DIN125	WASHER DIN125
45.60002.01	438-028-00	3	CINTURON	BELT
45.91303.00	438-034-00	2	EQUIPO ENGANCHE	HITCH ASSEMBLY
46.00110.00	438-004-00	12	TUBO ADMISION	ADMISSION TUBE
46.00322.00	438-009-02	33	RESORTE TRAC.	SPRING TENSION
46.00322.00	438-021-00	13	RESORTE TRAC.	SPRING TENSION
46.00368.00	438-081-00	7	DIFUSOR AIRE	AIR DIFFUSER
46.00369.00	438-081-00	5	VALVULA	VALVE
46.00370.00	438-081-00	4	CALEFACTOR	HEATER
46.00789.00	438-021-00	11	PALANCA REENVIO	LEVER
46.01065.01	438-007-00	19	RACOR TOR. SIMPLE	NIPPLE SCREW SIM.
46.01529.00	438-043-00	7	CABLE ELEC.	ELECTRICAL CABLE
46.09014.00	438-041-00	48		
46.09014.00	438-079-00	48		
46.09014.00	438-079-00	95	TAPON.	CAP
46.10002.00	438-042-00	13	PROT. BORNE	TERMINAL PROTECTOR
47.01160.00	438-054-00	17		
47.01167.00	438-051-00	6	EJE CIL/CIL	SHAFT 'CIL/CIL'
47.01167.00	438-054-00	16	EJE CIL/CIL	SHAFT 'CIL/CIL'
47.01432.00	438-041-00	18	RACOR M/M	NIPPLE M/M
47.01432.00	438-041-00	21	RACOR M/M	NIPPLE M/M
47.01432.00	438-079-00	15	RACOR M/M	NIPPLE M/M
47.01432.00	438-079-00	18	RACOR M/M	NIPPLE M/M
47.01432.00	438-079-00	21	RACOR M/M	NIPPLE M/M
47.01434.00	438-041-00	57	RACOR M/M	NIPPLE M/M
47.01434.00	438-079-00	57	RACOR M/M	NIPPLE M/M
47.01435.00	438-041-00	29	RACOR M/M	NIPPLE M/M
47.01435.00	438-041-00	60	RACOR M/M	NIPPLE M/M
47.01435.00	438-041-00	106	RACOR M/M	NIPPLE M/M
47.01435.00	438-079-00	29	RACOR M/M	NIPPLE M/M
47.01435.00	438-079-00	60	RACOR M/M	NIPPLE M/M
47.01435.00	438-079-00	106	RACOR M/M	NIPPLE M/M
47.01476.00	438-041-00	54	RACOR M/H	NIPPLE M/H
47.01476.00	438-079-00	54	RACOR M/H	NIPPLE M/H
47.01477.00	438-041-00	23	RACOR M/M	NIPPLE M/M
47.01477.00	438-079-00	23	RACOR M/M	NIPPLE M/M
51.00572.00	438-036-00	6		
51.00572.00	438-059-00	6		
51.00573.00	438-036-00	12		
51.00573.00	438-059-00	12		
51.00574.00	438-066-00	9		
51.00574.00	438-072-00	9		
51.01325.00	438-065-00	12	SOP. CADENA	CHAIN SUPPORT
51.01325.00	438-073-00	12	SOP. CADENA	CHAIN SUPPORT

Referencia Reference	Tabla Board	Fig. Nº Fig. Nr	Denominación Denomination
51.01328.00	438-065-00	9	EJE CPA/CPA AXLE 'CPA/CPA'
51.01328.00	438-073-00	9	EJE CPA/CPA AXLE 'CPA/CPA'
51.01329.00	438-065-00	10	SENSOR CADENA TENSIONER CHAIN
51.01329.00	438-073-00	10	SENSOR CADENA TENSIONER CHAIN
51.01332.00	438-065-00	14	TORNILLO DIN912* SCREW DIN912*
51.01332.00	438-073-00	14	TORNILLO DIN912* SCREW DIN912*
51.01341.10	438-032-00	4	RODILLO* ROLLER
51.01341.10	438-033-00	3	RODILLO* ROLLER
51.01341.10	438-059-00	4	RODILLO* ROLLER
51.01341.10	438-062-00	9	RODILLO* ROLLER
51.01341.10	438-068-00	9	RODILLO* ROLLER
51.01341.10	438-069-00	3	RODILLO* ROLLER
51.01342.11	438-032-00	5	ARANDELA REG. WASHER ADJUST.
51.01342.11	438-059-00	5	ARANDELA REG. WASHER ADJUST.
51.01342.11-14	438-033-00	4	
51.01342.12	438-032-00	5	ARANDELA REG. WASHER ADJUST.
51.01342.12	438-059-00	5	ARANDELA REG. WASHER ADJUST.
51.01342.12	438-069-00	4	ARANDELA REG. WASHER ADJUST.
51.01342.12 - 0,5	438-062-00	8	
51.01342.12 - 0,5	438-068-00	8	
51.01342.13	438-032-00	5	ARANDELA REG. WASHER ADJUST.
51.01342.13	438-059-00	5	ARANDELA REG. WASHER ADJUST.
51.01342.13	438-069-00	4	ARANDELA REG. WASHER ADJUST.
51.01342.13 - 0,2	438-062-00	8	
51.01342.13 - 0,2	438-068-00	8	
51.01342.14	438-032-00	5	ARANDELA REG. WASHER ADJUST.
51.01342.14	438-059-00	5	ARANDELA REG. WASHER ADJUST.
51.01342.14	438-069-00	4	ARANDELA REG. WASHER ADJUST.
51.01342.14 - 0,3	438-062-00	8	
51.01342.14 - 0,3	438-068-00	8	
51.01346.15	438-032-00	3	TAPA REGISTRO COVER HANDHOLE
51.01346.15	438-059-00	3	TAPA REGISTRO COVER HANDHOLE
51.01346.15	438-062-00	11	TAPA REGISTRO COVER HANDHOLE
51.01346.15	438-068-00	11	TAPA REGISTRO COVER HANDHOLE
51.01347.10	438-033-00	2	EJE CPL/ROS AXLE 'CPL/ROS'
51.01347.10	438-069-00	2	EJE CPL/ROS AXLE 'CPL/ROS'
51.01572.00	438-036-00	7	
51.01572.00	438-059-00	7	
51.01573.00	438-066-00	7	
51.01573.00	438-072-00	7	
51.03812.00	438-035-00	1	
51.03812.00	438-060-00	1	
51.20242.00	438-032-00	13	
51.20242.00	438-059-00	13	
51.20380.00	438-035-00	4	POLEA PULLEY
51.20380.00	438-060-00	4	POLEA PULLEY
51.20380.00	438-067-00	4	POLEA PULLEY
51.20380.00	438-071-00	4	POLEA PULLEY
51.20381.00	438-035-00	2	SOP POLEA PULLEY SUPPORT
51.20381.00	438-060-00	2	SOP POLEA PULLEY SUPPORT
51.20431.00	438-033-00	6	TOPE. BUTT
51.20431.00	438-069-00	6	TOPE. BUTT
51.30323.00	438-035-00	12	CILINDRO S/E CYLINDER S/E
51.30323.00	438-036-00	1	CILINDRO S/E CYLINDER S/E
51.30323.00	438-037-00	1	CILINDRO S/E CYLINDER S/E
51.30323.00	438-041-00	32	CILINDRO S/E CYLINDER S/E
51.30323.00	438-079-00	32	CILINDRO S/E CYLINDER S/E
51.30323.04	438-058-00	1	CILINDRO S/E CYLINDER S/E
51.30323.04	438-059-00	1	CILINDRO S/E CYLINDER S/E
51.30323.04	438-060-00	12	CILINDRO S/E CYLINDER S/E
51.30332.00	438-036-00	3	
51.30332.04	438-059-00	3	
51.30334.00	438-036-00	2	
51.30334.04	438-059-00	2	
51.30334.10	438-036-00	2	
51.30334.14	438-059-00	2	
51.40323.00	438-035-00	12	CILINDRO S/E CYLINDER S/E
51.40323.00	438-036-00	1	CILINDRO S/E CYLINDER S/E
51.40323.00	438-037-00	1	CILINDRO S/E CYLINDER S/E
51.40323.00	438-041-00	31	CILINDRO S/E CYLINDER S/E
51.40323.00	438-079-00	31	CILINDRO S/E CYLINDER S/E
51.40323.04	438-058-00	1	CILINDRO S/E CYLINDER S/E

Referencia Reference	Tabla Board	Fig. Nº Fig. Nr	Denominación Denomination
51.40323.04	438-059-00	1	CILINDRO S/E CYLINDER S/E
51.40323.04	438-060-00	12	CILINDRO S/E CYLINDER S/E
51.50217.00	438-065-00	5	EJE CIL/COA SHAFT 'CIL/COA'
51.50217.00	438-073-00	5	EJE CIL/COA SHAFT 'CIL/COA'
51.50218.00	438-065-00	16	SOP CADENA CHAIN SUPPORT
51.50218.00	438-073-00	16	SOP CADENA CHAIN SUPPORT
51.50241.00	438-062-00	13	TOPE. BUTT
51.50241.00	438-068-00	13	TOPE. BUTT
51.50381.00	438-067-00	2	SOP POLEA PULLEY SUPPORT
51.50381.00	438-071-00	2	SOP POLEA PULLEY SUPPORT
51.55319.00	438-063-00	1	CILINDRO S/E CYLINDER S/E
51.55319.00	438-066-00	1	CILINDRO S/E CYLINDER S/E
51.55320.00	438-063-00	1	CILINDRO S/E CYLINDER S/E
51.55320.00	438-066-00	1	CILINDRO S/E CYLINDER S/E
51.55334.00	438-066-00	2	
51.55335.00	438-066-00	2	
51.60382.00	438-063-00	12	VARILLA REC.14 ROD STRAIGHT R14
51.70319.00	438-070-00	1	CILINDRO S/E CYLINDER S/E
51.70319.00	438-072-00	1	CILINDRO S/E CYLINDER S/E
51.70332.00	438-072-00	3	
51.70333.00	438-070-00	1	CILINDRO S/E CYLINDER S/E
51.70333.00	438-072-00	1	CILINDRO S/E CYLINDER S/E
51.70334.00	438-072-00	2	
51.70335.00	438-072-00	2	
51.70572.00	438-066-00	6	
51.70572.00	438-072-00	6	
51.75332.00	438-066-00	3	
51.99140.01	438-054-00	24	JUEGO JUNTAS GASKET SET
52.00110.00	438-007-00	6	RACOR TOR. SIMPLE NIPPLE SCREW SIM.
52.00110.00	438-039-00	5	RACOR TOR. SIMPLE NIPPLE SCREW SIM.
52.00211.01	438-012-00	1	CAMPANA EMBR. CLUTCH CASING
52.00365.00	438-009-00	14	TAPON. CAP
52.00365.00	438-009-02	25	TAPON. CAP
52.00365.00	438-010-00	15	TAPON. CAP
52.01441.00	438-041-00	99	RACOR M/M NIPPLE M/M
52.01441.00	438-079-00	99	RACOR M/M NIPPLE M/M
52.01451.00	438-079-00	79	RACOR M/M NIPPLE M/M
53.01456.00	438-041-00	11	RACOR M/H NIPPLE M/H
53.01456.00	438-079-00	11	RACOR M/H NIPPLE M/H
54.00133.00	438-020-00	21	TUERCA DIN936 NUT DIN936
54.00750.00	438-008-00	2	SUPLEMENTO PANEL
54.00750.00	438-009-00	11	SUPLEMENTO PANEL
54.00750.00	438-030-00	18	SUPLEMENTO PANEL
54.01327.00	438-042-00	5	PILOTO PILOT
54.12261.01	438-020-00	12	ABRAZADERA. CLAMP
54.12261.02	438-020-00	13	SOP PAS. REC. STRIP SUPPORT
54.50690.01	438-020-00	16	CABLE ACC. ACCEL. CABLE
54.55046.00	438-041-00	85	TAPON. CAP
55.00758.00	438-022-00	5	RACOR. NIPPLE
55.01448.00	438-041-00	79	RACOR M/M NIPPLE M/M
55.01448.00	438-041-00	81	RACOR M/M NIPPLE M/M
55.01448.00	438-079-00	81	RACOR M/M NIPPLE M/M
55.02080.00	438-079-00	111	TUBO R2T1/2' HOSE R2T1/2'
58.00182.00	438-005-00	6	
58.00183.00	438-005-00	2	DEPOSITO TANK
58.00796.00	438-007-00	3	NIVEL LEVEL
58.00938.00	438-028-00	2	ASIENTO CONDUCT. DRIVER'S SEAT
58.00940.00	438-028-00	1	SUPLEMENTO PANEL
58.01353.00	438-044-00	5	PLACA AD. INDI. PLATE AD. INDI
58.01360.02	438-034-00	1	BRAZO HORQ. FORK ARM
58.01392.00	438-041-00	25	VALVULA VALVE
58.01392.00	438-079-00	25	VALVULA VALVE
58.01465.00	438-007-00	18	
58.01465.00	438-039-00	19	
58.01664.00	438-039-00	7	RACOR O/M NIPPLE O/M
58.01810.00	438-039-00	11	
58.01810.00	438-041-00	2	
58.01810.00	438-079-00	2	
58.03810.00	438-067-00	1	
58.03810.00	438-071-00	1	
58.30200.00	438-032-00	1	
58.30200.04	438-059-00	1	



Referencia Reference	Tabla Board	Fig. N° Fig. Nr	Denominación Denomination	Referencia Reference	Tabla Board	Fig. N° Fig. Nr	Denominación Denomination
58.30368.00	438-041-00	30	TUBO MET.	101.16000.66	438-045-00	9	ARANDELA DIN125 WASHER DIN125
58.30368.00	438-079-00	30	TUBO MET.	104.05000.66	438-050-00	10	
58.30400.04	438-033-00	1		104.06000.66	438-048-00	9	
58.30400.06	438-033-00	1	TABLERO HORQ.	104.08000.00	438-014-03	10	ARANDELA DIN7980 CIR-CLIP EXT. DIN7980
58.30700.06	438-045-00	1	TABLERO DESPLAZ.	104.10000.66	438-012-00	15	
58.36302.00	438-045-00	2	PERFIL	104.12000.66	438-037-00	16	
58.36304.00	438-045-00	8	GUIA	104.12000.66	438-058-00	16	
58.36320.01	438-045-00	7	PLACA CARAC.	104.12000.66	438-063-00	16	
58.50400.04	438-069-00	1		104.12000.66	438-070-00	16	
58.50400.06	438-069-00	1	TABLERO HORQ.	105.05000.66	438-020-00	14	ARANDELA DIN127 WASHER DIN127
58.50431.00	438-047-00	1	TUBO RIG.8	105.05000.66	438-022-00	15	ARANDELA DIN127 WASHER DIN127
58.50432.00	438-047-00	2	TUBO RIG.8	105.05000.66	438-023-00	5	ARANDELA DIN127 WASHER DIN127
58.50619.00	438-062-00	15	REFUERZO	105.06000.20	438-036-00	11	
58.50619.00	438-068-00	15	REFUERZO	105.06000.20	438-059-00	11	
58.60129.00	438-062-00	17		105.06000.66	438-009-02	24	ARANDELA DIN127 WASHER DIN127
58.60129.00	438-068-00	17		105.06000.66	438-009-02	36	ARANDELA DIN127 WASHER DIN127
58.60200.00	438-068-00	2		105.06000.66	438-012-00	16	ARANDELA DIN127 WASHER DIN127
58.60390.00	438-063-00	17	TORNILLO DIN912	105.06000.66	438-035-00	9	ARANDELA DIN127 WASHER DIN127
58.60600.00	438-068-00	1	MASTIL 6,75M.	105.06000.66	438-038-00	17	ARANDELA DIN127 WASHER DIN127
58.60721.00	438-050-00	13	TUBO DR7	105.06000.66	438-039-00	17	ARANDELA DIN127 WASHER DIN127
58.61710.00	438-050-00	17	ENROLLADOR	105.06000.66	438-060-00	9	ARANDELA DIN127 WASHER DIN127
58.70100.04	438-059-00	2	MASTIL 4,50 M.	105.06000.66	438-067-00	9	ARANDELA DIN127 WASHER DIN127
58.70440.00	438-077-00	6A	SOP. PAS. REC.	105.06000.66	438-071-00	9	ARANDELA DIN127 WASHER DIN127
58.70440.01	438-077-00	6	SOP. PAS. REC.	105.08000.66	438-006-00	5	ARANDELA DIN127 WASHER DIN127
58.71100.00	438-068-00	3		105.08000.66	438-009-02	29	ARANDELA DIN127 WASHER DIN127
58.99100.10	438-036-00	9		105.08000.66	438-012-00	12	ARANDELA DIN127 WASHER DIN127
58.99100.10	438-059-00	9		105.08000.66	438-020-00	9	ARANDELA DIN127 WASHER DIN127
58.99100.10	438-066-00	12		105.09000.66	438-009-02	5	ARANDELA DIN127 WASHER DIN127
58.99100.10	438-072-00	12		105.10000.66	438-020-00	19	ARANDELA DIN127 WASHER DIN127
59.00927.00	438-009-02	32	SOP. RESORTE	105.10000.66	438-037-00	2	ARANDELA DIN127 WASHER DIN127
60.00802.00	438-041-00	95	TAPON.	105.10000.66	438-058-00	2	ARANDELA DIN127 WASHER DIN127
60.00802.01	438-079-00	119	TAPON.	105.10000.66	438-063-00	2	ARANDELA DIN127 WASHER DIN127
60.01606.00	438-009-02	12		105.10000.66	438-070-00	2	ARANDELA DIN127 WASHER DIN127
60.13501.00	438-079-00	94	RACOR M/M	105.12000.66	438-010-00	12	ARANDELA DIN127 WASHER DIN127
60.70122.00	438-041-00	97	VALVULA	105.12000.66	438-050-00	15	ARANDELA DIN127 WASHER DIN127
60.70122.00	438-079-00	97	VALVULA	105.12000.66	438-054-00	2	ARANDELA DIN127 WASHER DIN127
67.12052.00	438-079-00	85		105.12000.86	438-026-00	8	
80.01035.01	438-009-00	16	TAPON.	105.14000.00	438-037-00	10	
80.01035.01	438-010-00	17	TAPON.	105.14000.00	438-058-00	10	
80.01035.01	438-013-00	24	TAPON.	105.14000.00	438-070-00	10	
80.06041.00	438-007-00	12	RACOR TOR. SIMPLE	105.14000.66	438-063-00	10	ARANDELA DIN127 WASHER DIN127
82.00712.02	438-005-00	11	AMORTIGUADOR.	105.16000.66	438-045-00	10	ARANDELA DIN127 WASHER DIN127
86.11000.01	438-001-00	12	MOTOR ARRANQUE	105.16000.66	438-065-00	13	ARANDELA DIN127 WASHER DIN127
86.70000.01	438-001-00	13	ALTERNADOR	105.16000.66	438-073-00	13	ARANDELA DIN127 WASHER DIN127
86.70000.03	438-001-00	11		105.20000.66	438-030-00	6	ARANDELA DIN127 WASHER DIN127
86.70000.04	438-001-00	10	FILTRO ACEITE	106.06000.20	438-066-00	11	ARANDELA CU WASHER CU
86.70000.05	438-001-00	7		106.06000.20	438-072-00	11	ARANDELA CU WASHER CU
86.70000.07	438-001-00	8	BOMBIN	106.12000.20	438-022-00	6	ARANDELA CU WASHER CU
86.70000.08	438-001-00	15	TERMOCONTACTO	106.14000.20	438-007-00	7	ARANDELA CU WASHER CU
86.70000.09	438-001-00	14		106.14000.20	438-039-00	6	ARANDELA CU WASHER CU
86.80000.03	438-001-00	9		106.14000.66	438-013-00	23	
90.001335 UT 00	438-075-00	12	EXTRACTOR	107.08000.10	438-007-00	13	ARANDELA AL WASHER AL
101.06000.66	438-009-02	39	ARANDELA DIN125	107.10000.10	438-007-00	20	ARANDELA AL WASHER AL
101.06000.66	438-080-01	11	ARANDELA DIN125	107.14000.10	438-007-00	4	ARANDELA AL WASHER AL
101.08000.66	438-020-00	8	ARANDELA DIN125	107.14000.10	438-009-00	15	ARANDELA AL WASHER AL
101.08000.66	438-021-00	3	ARANDELA DIN125	107.14000.10	438-009-02	26	ARANDELA AL WASHER AL
101.08000.66	438-029-00	10	ARANDELA DIN125	107.14000.10	438-010-00	16	ARANDELA AL WASHER AL
101.08000.66	438-037-00	9	ARANDELA DIN125	107.14000.10	438-039-00	18	ARANDELA AL WASHER AL
101.08000.66	438-058-00	9	ARANDELA DIN125	112.06000.66	438-021-00	15	ARANDELA DIN9021 CIR-CLIP INT. DIN9021
101.08000.66	438-063-00	9	ARANDELA DIN125	112.08000.66	438-040-00	9	ARANDELA DIN9021 CIR-CLIP INT. DIN9021
101.08000.66	438-070-00	9	ARANDELA DIN125	112.08000.86	438-030-00	11	
101.09000.66	438-009-02	7	ARANDELA DIN125	113.12000.66	438-080-01	36	
101.10000.66	438-002-00	6	ARANDELA DIN125	201.01725.50	438-046-00	5	JUNTA DIN3770 O-RING DIN3770
101.10000.66	438-033-00	7	ARANDELA DIN125	201.02835.50	438-054-00	9	JUNTA DIN3770 O-RING DIN3770
101.10000.66	438-069-00	7	ARANDELA DIN125	201.04705.50	438-046-00	11	JUNTA DIN3770 O-RING DIN3770
101.12000.86	438-026-00	7		201.05153.50	438-038-00	13	JUNTA DIN3770 O-RING DIN3770
101.14000.66	438-041-00	35	ARANDELA DIN125	201.10035.50	438-010-00	4	JUNTA DIN3770 O-RING DIN3770
101.14000.66	438-041-00	50	ARANDELA DIN125	201.11024.50	438-050-00	5	JUNTA DIN3770 O-RING DIN3770
101.14000.66	438-079-00	35	ARANDELA DIN125	201.12002.50	438-010-00	5	JUNTA DIN3770 O-RING DIN3770
101.14000.66	438-079-00	50	ARANDELA DIN125	201.15035.50	438-010-00	19	JUNTA DIN3770 O-RING DIN3770
101.14000.66	438-083-00	3	ARANDELA DIN125	201.18002.50	438-014-03	3	JUNTA DIN3770 O-RING DIN3770
101.16000.66	438-019-00	8	ARANDELA DIN125	201.19002.50	438-009-02	42	JUNTA DIN3770 O-RING DIN3770

Referencia Reference	Tabla Board	Fig. Nº Fig. Nr	Denominación Denomination	
201.19002.50	438-009-02	43	JUNTA DIN3770	O-RING DIN3770
201.32002.50	438-009-02	20	JUNTA DIN3770	O-RING DIN3770
201.45035.00	438-039-00	12	JUNTA DIN3770	O-RING DIN3770
201.46003.50	438-041-00	5	JUNTA DIN3770	O-RING DIN3770
201.55005.50	438-036-00	8	JUNTA DIN3770	O-RING DIN3770
201.55005.50	438-059-00	8	JUNTA DIN3770	O-RING DIN3770
201.58003.50	438-054-00	11	JUNTA DIN3770	O-RING DIN3770
201.64005.50	438-066-00	8	JUNTA DIN3770	O-RING DIN3770
201.64005.50	438-072-00	8	JUNTA DIN3770	O-RING DIN3770
201.95003.50	438-039-00	13	JUNTA DIN3770	O-RING DIN3770
201.95003.50	438-041-00	3	JUNTA DIN3770	O-RING DIN3770
201.95003.50	438-079-00	3	JUNTA DIN3770	O-RING DIN3770
201A6003.50	438-079-00	5		
202.34075.00	438-014-03	28	RETEN DIN3760	SEAL DIN3760
202.40010.50	438-014-03	32	RETEN DIN3760	SEAL DIN3760
203.30008.50	438-038-00	11	RASCADOR	WIPER RING
205.50010.50	438-010-00	29	RETEN RECUBIER.LD	SEAL
206.50000.50	438-036-00	4		
206.50000.50	438-059-00	4		
206.60000.50	438-066-00	4	RASCADOR	WIPER RING
206.60000.50	438-072-00	4	RASCADOR	WIPER RING
207.05543.50	438-046-00	7		
207.63028.50	438-038-00	7	JUNTA ESTAN. COMP.	GASKET
207.63028.50	438-054-00	7	JUNTA ESTAN. COMP.	GASKET
221.16001.00	438-050-00	6	ANILLO APOYO TORI.	RING SUPPORT
228.02230.50	438-046-00	9	RASCADOR	WIPER RING
228.03606.50	438-054-00	14	RASCADOR	WIPER RING
229.02228.50	438-046-00	12	JUNTA DIN6505	GASKET DIN6505
229.03610.50	438-054-00	13		
229.50010.50	438-036-00	5	JUNTA DIN6505	GASKET DIN6505
229.50010.50	438-059-00	5	JUNTA DIN6505	GASKET DIN6505
229.60010.50	438-066-00	5		
229.60010.50	438-072-00	5		
301.25017.00	438-014-03	44	RODAMIENTO DIN625	BEARING DIN625
301.30016.00	438-014-03	26	RODAMIENTO DIN625	BEARING DIN625
301.30023.00	438-010-00	22	RODAMIENTO DIN625	BEARING DIN625
301.35021.00	438-010-00	28	RODAMIENTO DIN625	BEARING DIN625
301.45025.00	438-010-00	9	RODAMIENTO DIN625	BEARING DIN625
306.20015.00	438-014-03	18	RODAMIEN. DIN5412	BEARING DIN5412
306.25017.00	438-014-03	16	RODAMIEN. DIN5412	BEARING DIN5412
308.22017.00	438-014-03	5	JAULA AGUJAS	NEEDLES
309.17012.00	438-003-00	6	RODAMIENTO DIN625	BEARING DIN625
316.35023.00	438-014-03	34	RODAMIENTO DIN625	BEARING DIN625
401.02020.60	438-020-00	24	PASADOR DIN94	SPLIT PIN DIN94
401.02020.60	438-021-00	2	PASADOR DIN94	SPLIT PIN DIN94
401.02020.60	438-037-00	7	PASADOR DIN94	SPLIT PIN DIN94
401.02020.60	438-058-00	7	PASADOR DIN94	SPLIT PIN DIN94
401.02020.60	438-063-00	7	PASADOR DIN94	SPLIT PIN DIN94
401.02020.60	438-070-00	7	PASADOR DIN94	SPLIT PIN DIN94
401.03030.60	438-012-00	7	PASADOR DIN94	SPLIT PIN DIN94
401.03030.60	438-037-00	18	PASADOR DIN94	SPLIT PIN DIN94
401.03030.60	438-058-00	18	PASADOR DIN94	SPLIT PIN DIN94
401.03030.60	438-063-00	18	PASADOR DIN94	SPLIT PIN DIN94
401.03030.60	438-070-00	18	PASADOR DIN94	SPLIT PIN DIN94
401.03040.60	438-065-00	8	PASADOR DIN94	SPLIT PIN DIN94
401.03040.60	438-073-00	8	PASADOR DIN94	SPLIT PIN DIN94
402.05016.00	438-080-01	63		
402.06030.00	438-009-02	13		
402.06030.00	438-012-00	9		
402.06030.00	438-012-00	14	PASADOR DIN1481	ROLL PIN DIN1481
402.07080.00	438-008-00	12	PASADOR DIN1481	ROLL PIN DIN1481
402.08020.00	438-003-00	10	PASADOR DIN1481	ROLL PIN DIN1481
402.12080.00	438-008-00	5		
402.35030.00	438-009-02	14	PASADOR DIN1481	ROLL PIN DIN1481
403.10024.00	438-010-00	3	PASADOR DIN6325	
601.05015.86	438-050-00	9	TORNILLO DIN912	SCREW DIN912
601.05050.86	438-055-00	2	TORNILLO DIN912	SCREW DIN912
601.05050.86	438-077-00	3	TORNILLO DIN912	SCREW DIN912
601.05090.86	438-076-00	12	TORNILLO DIN912	SCREW DIN912
601.06035.86	438-076-00	8	TORNILLO DIN912	SCREW DIN912
601.08015.86	438-009-00	12	TORNILLO DIN912	SCREW DIN912
601.08020.86	438-008-00	6	TORNILLO DIN912	SCREW DIN912

Referencia Reference	Tabla Board	Fig. Nº Fig. Nr	Denominación Denomination	
601.08020.86	438-013-00	17	TORNILLO DIN912	SCREW DIN912
601.08030.86	438-009-02	28	TORNILLO DIN912	SCREW DIN912
601.10020.86	438-003-00	9	TORNILLO DIN912	SCREW DIN912
601.10025.86	438-003-00	2	TORNILLO DIN912	SCREW DIN912
601.10025.86	438-033-00	8	TORNILLO DIN912	SCREW DIN912
601.10025.86	438-050-00	8	TORNILLO DIN912	SCREW DIN912
601.10025.86	438-063-00	3	TORNILLO DIN912	SCREW DIN912
601.10025.86	438-069-00	8	TORNILLO DIN912	SCREW DIN912
601.10030.86	438-012-00	4	TORNILLO DIN912	SCREW DIN912
601.10035.86	438-037-00	3	TORNILLO DIN912	SCREW DIN912
601.10035.86	438-058-00	3	TORNILLO DIN912	SCREW DIN912
601.10035.86	438-070-00	3	TORNILLO DIN912	SCREW DIN912
601.10110.86	438-003-00	3	TORNILLO DIN912	SCREW DIN912
601.12030.86	438-010-00	6	TORNILLO DIN912	SCREW DIN912
601.12040.86	438-010-00	7	TORNILLO DIN912	SCREW DIN912
601.12055.86	438-065-00	17	TORNILLO DIN912	SCREW DIN912
601.12055.86	438-073-00	17	TORNILLO DIN912	SCREW DIN912
603.05015.86	438-020-00	11	TORNILLO DIN933	SCREW DIN933
603.05015.86	438-022-00	16	TORNILLO DIN933	SCREW DIN933
603.05015.86	438-031-00	1	TORNILLO DIN933	SCREW DIN933
603.05015.86	438-075-00	8	TORNILLO DIN933	SCREW DIN933
603.05015.86	438-084-00	6	TORNILLO DIN933	SCREW DIN933
603.05020.86	438-023-00	4	TORNILLO DIN933	SCREW DIN933
603.06000.66	438-067-00	10		
603.06000.66	438-071-00	10		
603.06010.86	438-009-02	23	TORNILLO DIN933	SCREW DIN933
603.06010.86	438-012-00	2	TORNILLO DIN933	SCREW DIN933
603.06015.86	438-035-00	10	TORNILLO DIN933	SCREW DIN933
603.06015.86	438-038-00	18	TORNILLO DIN933	SCREW DIN933
603.06015.86	438-039-00	16	TORNILLO DIN933	SCREW DIN933
603.06015.86	438-052-00	4	TORNILLO DIN933	SCREW DIN933
603.06015.86	438-060-00	10	TORNILLO DIN933	SCREW DIN933
603.06015.86	438-062-00	18	TORNILLO DIN933	SCREW DIN933
603.06015.86	438-065-00	7	TORNILLO DIN933	SCREW DIN933
603.06015.86	438-068-00	18	TORNILLO DIN933	SCREW DIN933
603.06015.86	438-073-00	7	TORNILLO DIN933	SCREW DIN933
603.06015.86	438-081-00	6	TORNILLO DIN933	SCREW DIN933
603.06020.86	438-076-00	3	TORNILLO DIN933	SCREW DIN933
603.06020.86	438-080-01	10	TORNILLO DIN933	SCREW DIN933
603.06025.86	438-021-00	16	TORNILLO DIN933	SCREW DIN933
603.06025.86	438-080-01	69	TORNILLO DIN933	SCREW DIN933
603.06030.86	438-042-00	10	TORNILLO DIN933	SCREW DIN933
603.06030.86	438-080-01	32	TORNILLO DIN933	SCREW DIN933
603.06045.86	438-048-00	12	TORNILLO DIN933	SCREW DIN933
603.08015.86	438-005-00	12	TORNILLO DIN933	SCREW DIN933
603.08015.86	438-020-00	2	TORNILLO DIN933	SCREW DIN933
603.08015.86	438-021-00	18	TORNILLO DIN933	SCREW DIN933
603.08015.86	438-022-00	3	TORNILLO DIN933	SCREW DIN933
603.08015.86	438-030-00	16	TORNILLO DIN933	SCREW DIN933
603.08015.86	438-040-00	8	TORNILLO DIN933	SCREW DIN933
603.08020.86	438-004-00	8	TORNILLO DIN933	SCREW DIN933
603.08020.86	438-012-00	13	TORNILLO DIN933	SCREW DIN933
603.08020.86	438-021-00	7	TORNILLO DIN933	SCREW DIN933
603.08020.86	438-029-00	9	TORNILLO DIN933	SCREW DIN933
603.08020.86	438-030-00	10	TORNILLO DIN933	SCREW DIN933
603.08020.86	438-030-00	17	TORNILLO DIN933	SCREW DIN933
603.08020.86	438-076-00	6	TORNILLO DIN933	SCREW DIN933
603.08020.86	438-080-01	26	TORNILLO DIN933	SCREW DIN933
603.08025.00	438-013-00	10		
603.08025.86	438-005-00	18	TORNILLO DIN933	SCREW DIN933
603.08025.86	438-020-00	7	TORNILLO DIN933	SCREW DIN933
603.08035.86	438-027-00	16	TORNILLO DIN933	SCREW DIN933
603.08035.86	438-080-01	65	TORNILLO DIN933	SCREW DIN933
603.08075.86	438-001-00	4	TORNILLO DIN933	SCREW DIN933
603.08075.86	438-040-00	5	TORNILLO DIN933	SCREW DIN933
603.10015.86	438-020-00	18	TORNILLO DIN933	SCREW DIN933
603.10020.86	438-005-00	20	TORNILLO DIN933	SCREW DIN933
603.10020.86	438-009-00	6	TORNILLO DIN933	SCREW DIN933
603.10025.86	438-010-00	2	TORNILLO DIN933	SCREW DIN933
603.10030.86	438-002-00	7	TORNILLO DIN933	SCREW DIN933
603.10035.86	438-002-00	4	TORNILLO DIN933	SCREW DIN933
603.12020.86	438-010-00	11	TORNILLO DIN933	SCREW DIN933



Referencia Reference	Tabla Board	Fig. N° Fig. Nr	Denominación Denomination	
603.12020.86	438-026-00	5	TORNILLO DIN933	SCREW DIN933
603.12025.86	438-051-00	5	TORNILLO DIN933	SCREW DIN933
603.12025.86	438-054-00	1	TORNILLO DIN933	SCREW DIN933
603.12035.86	438-062-00	16	TORNILLO DIN933	SCREW DIN933
603.12035.86	438-068-00	16	TORNILLO DIN933	SCREW DIN933
603.14045.86	438-083-00	2	TORNILLO DIN933	SCREW DIN933
604.08020.86	438-029-00	6		
604.08035.86	438-021-00	9	TORNILLO DIN931	SCREW DIN931
604.09040.86	438-009-02	6	TORNILLO DIN931	SCREW DIN931
604.10030.86	438-030-00	8	TORNILLO DIN931	SCREW DIN931
604.10120.86	438-011-00	14	TORNILLO DIN931	SCREW DIN931
604.12030.86	438-026-00	6	TORNILLO DIN931	SCREW DIN931
604.12040.86	438-009-00	5	TORNILLO DIN931	SCREW DIN931
604.12055.86	438-002-00	3	TORNILLO DIN931	SCREW DIN931
604.12060.86	438-032-00	12	TORNILLO DIN931	SCREW DIN931
604.12060.86	438-059-00	12	TORNILLO DIN931	SCREW DIN931
604.12060.86	438-062-00	14	TORNILLO DIN931	SCREW DIN931
604.12060.86	438-068-00	14	TORNILLO DIN931	SCREW DIN931
604.12065.86	438-009-00	4	TORNILLO DIN931	SCREW DIN931
604.12080.86	438-050-00	19	TORNILLO DIN931	SCREW DIN931
604.16040.86	438-045-00	11	TORNILLO DIN931	SCREW DIN931
604.16050.86	438-009-00	10	TORNILLO DIN931	SCREW DIN931
604.16055.86	438-019-00	5	TORNILLO DIN931	SCREW DIN931
604.16100.86	438-008-00	8	TORNILLO DIN931	SCREW DIN931
604.16110.86	438-008-00	9	TORNILLO DIN931	SCREW DIN931
604.16120.86	438-008-00	13		
604.16130.86	438-008-00	11		
604.16220.86	438-019-00	6	TORNILLO DIN931	SCREW DIN931
604.20130.86	438-030-00	5	TORNILLO DIN931	SCREW DIN931
604.20230.86	438-030-00	2	TORNILLO DIN931	SCREW DIN931
610.16045.96	438-032-00	6	TORNILLO DIN912*	SCREW DIN912*
610.16045.96	438-059-00	6	TORNILLO DIN912*	SCREW DIN912*
610.16045.96	438-062-00	10	TORNILLO DIN912*	SCREW DIN912*
610.16045.96	438-068-00	10	TORNILLO DIN912*	SCREW DIN912*
612.06010.86	438-014-03	11	TORNILLO DIN914	SCREW DIN914
618.08020.86	438-080-01	55	TORNILLO DIN7991	SCREW DIN7991
618.08040.86	438-080-01	15	TORNILLO DIN7991	SCREW DIN7991
618.18000.66	438-067-00	12		
618.18000.66	438-071-00	12		
619.05010.66	438-005-00	3	TORNILLO DIN7971	SCREW DIN7971
624.06018.66	438-080-01	38		
624.08018.66	438-027-00	17		
630.06020.96	438-009-02	35	TORNILLO ISO7380	SCREW ISO7380
630.08020.86	438-029-00	7	TORNILLO ISO7380	SCREW ISO7380
701.04000.66	438-042-00	18	TUERCA DIN934	NUT DIN934
701.05000.66	438-020-00	15	TUERCA DIN934	NUT DIN934
701.05000.66	438-022-00	14	TUERCA DIN934	NUT DIN934
701.05000.66	438-023-00	6	TUERCA DIN934	NUT DIN934
701.05000.66	438-031-00	2	TUERCA DIN934	NUT DIN934
701.05000.66	438-075-00	6	TUERCA DIN934	NUT DIN934
701.06000.66	438-009-02	40	TUERCA DIN934	NUT DIN934
701.06000.66	438-020-00	5	TUERCA DIN934	NUT DIN934
701.06000.66	438-020-00	20	TUERCA DIN934	NUT DIN934
701.06000.66	438-021-00	14	TUERCA DIN934	NUT DIN934
701.06000.66	438-042-00	12	TUERCA DIN934	NUT DIN934
701.06000.86	438-076-00	4	TUERCA DIN934	NUT DIN934
701.08000.66	438-004-00	7	TUERCA DIN934	NUT DIN934
701.08000.66	438-006-00	6	TUERCA DIN934	NUT DIN934
701.08000.66	438-020-00	3	TUERCA DIN934	NUT DIN934
701.08000.66	438-021-00	19	TUERCA DIN934	NUT DIN934
701.08000.88	438-020-00	10		
701.09000.66	438-052-00	2	TUERCA DIN934	NUT DIN934
701.10000.66	438-030-00	9	TUERCA DIN934	NUT DIN934
701.12000.66	438-013-00	18	TUERCA DIN934	NUT DIN934
701.12000.66	438-021-00	5	TUERCA DIN934	NUT DIN934
701.14000.86	438-048-00	3	TUERCA DIN934	NUT DIN934
701.20250.00	438-030-00	4		
701.28000.66	438-080-01	12		
702.39016.66	438-067-00	11		
702.39016.66	438-071-00	11		
702.39016.86	438-035-00	11	TUERCA DIN936	NUT DIN936
702.39016.86	438-060-00	11	TUERCA DIN936	NUT DIN936

Referencia Reference	Tabla Board	Fig. N° Fig. Nr	Denominación Denomination	
708.16000.66	438-046-00	8	TUERCA DIN934	NUT DIN934
708.18000.66	438-065-00	11		
708.18000.66	438-073-00	11	TUERCA DIN934	NUT DIN934
709.10000.66	438-015-00	4	TUERCA DIN936	NUT DIN936
709.10000.66	438-016-00	4	TUERCA DIN936	NUT DIN936
709.14000.66	438-037-00	13	TUERCA DIN936	NUT DIN936
709.14000.66	438-058-00	13	TUERCA DIN936	NUT DIN936
709.14000.66	438-063-00	13	TUERCA DIN936	NUT DIN936
709.14000.66	438-070-00	13	TUERCA DIN936	NUT DIN936
711.06000.66	438-048-00	8	TUERCA DIN982	NUT DIN982
711.08000.66	438-005-00	19	TUERCA DIN982	NUT DIN982
711.08000.66	438-021-00	8	TUERCA DIN982	NUT DIN982
711.08000.66	438-029-00	8	TUERCA DIN982	NUT DIN982
711.08000.66	438-040-00	6	TUERCA DIN982	NUT DIN982
711.09000.86	438-009-02	4		
711.10000.66	438-011-00	13	TUERCA DIN982	NUT DIN982
711.12000.66	438-050-00	16	TUERCA DIN982	NUT DIN982
711.16000.66	438-008-00	1	TUERCA DIN982	NUT DIN982
711.16000.66	438-009-00	3	TUERCA DIN982	NUT DIN982
711.16000.66	438-019-00	4	TUERCA DIN982	NUT DIN982
718.14000.66	438-037-00	14	TUERCA DIN985	NUT DIN985
718.14000.66	438-058-00	14	TUERCA DIN985	NUT DIN985
718.14000.66	438-063-00	14	TUERCA DIN985	NUT DIN985
718.14000.66	438-070-00	14	TUERCA DIN985	NUT DIN985
718.18000.66	438-065-00	18	TUERCA DIN982	NUT DIN982
718.18000.66	438-073-00	18	TUERCA DIN982	NUT DIN982
720.06000.66	438-080-01	35		
720.06000.66	438-080-01	43		
720.08000.66	438-080-01	14	TUERCA DIN985	NUT DIN985
720.08000.66	438-080-01	67	TUERCA DIN985	NUT DIN985
720.27000.66	438-054-00	6	TUERCA DIN985	NUT DIN985
720.30000.66	438-033-00	5	TUERCA DIN985	NUT DIN985
720.30000.66	438-069-00	5	TUERCA DIN985	NUT DIN985
830.01006.00	438-076-00	13	BRIDA LAZO	CLAMP LOOP
901.08000.00	438-038-00	5		
901.08000.30	438-054-00	12	ENGRAS. DIN71412-A	GREASER DIN71412-A
901.08000.33	438-009-02	17	ENGRAS. DIN71412-A	GREASER DIN71412-A
901.08000.33	438-015-00	6	ENGRAS. DIN71412-A	GREASER DIN71412-A
901.08000.33	438-016-00	6	ENGRAS. DIN71412-A	GREASER DIN71412-A
901.08000.33	438-048-00	7	ENGRAS. DIN71412-A	GREASER DIN71412-A
901.08000.33	438-062-00	12	ENGRAS. DIN71412-A	GREASER DIN71412-A
901.08000.33	438-068-00	12	ENGRAS. DIN71412-A	GREASER DIN71412-A
902.08000.33	438-032-00	11	ENGRAS. DIN71412-C	GREASER DIN71412-C
902.08000.33	438-059-00	11	ENGRAS. DIN71412-C	GREASER DIN71412-C
903.10000.33	438-018-00	2	ENGRAS. DIN71412-B	GREASER DIN71412-B
904.22000.00	438-045-00	5	ANILLO DIN471	SNAP RING DIN471
904.23000.00	438-013-00	12	ANILLO DIN471	SNAP RING DIN471
904.25000.00	438-014-03	13	ANILLO DIN471	SNAP RING DIN471
904.30000.00	438-014-03	25	ANILLO DIN471	SNAP RING DIN471
904.35000.00	438-009-02	8	ANILLO DIN471	SNAP RING DIN471
904.35000.00	438-010-00	31	ANILLO DIN471	SNAP RING DIN471
905.52000.00	438-014-03	19	ANILLO DIN472	SNAP RING DIN472
905.62000.00	438-014-03	14	ANILLO DIN472	SNAP RING DIN472
905.72000.00	438-014-03	33	ANILLO DIN472	SNAP RING DIN472
908.08000.00	438-013-00	8	BOLA	BALL
909.25020.00	438-035-00	6	ANILLO INTERIOR	INNER RING
909.25020.00	438-060-00	6	ANILLO INTERIOR	INNER RING
909.25020.00	438-067-00	6	ANILLO INTERIOR	INNER RING
909.25020.00	438-071-00	6	ANILLO INTERIOR	INNER RING
909.35036.00	438-065-00	19	ANILLO INTERIOR	INNER RING
909.35036.00	438-073-00	19	ANILLO INTERIOR	INNER RING
910.04035.00	438-065-00	4	AGUJA DIN5402	NEEDLE DIN5402
910.04035.00	438-073-00	4	AGUJA DIN5402	NEEDLE DIN5402
910.25020.00	438-035-00	5	AGUJA DIN5402	NEEDLE DIN5402
910.25020.00	438-060-00	5	AGUJA DIN5402	NEEDLE DIN5402
910.25020.00	438-067-00	5	AGUJA DIN5402	NEEDLE DIN5402
910.25020.00	438-071-00	5	AGUJA DIN5402	NEEDLE DIN5402
912.08000.66	438-022-00	10		
912.08016.66	438-007-00	9	ABRAZAD. DIN3017	CLAMP DIN3017
912.08016.86	438-005-00	5		
912.14000.00	438-039-00	8		
912.30000.00	438-005-00	8		

Referencia Reference	Tabla Board	Fig. Nº Fig. Nr	Denominación Denomination
912.40060.66	438-004-00	2	ABRAZADERA. CLAMP
912.40060.66	438-081-00	3	ABRAZADERA. CLAMP
923.22025.00	438-009-02	15	COJINETE VAL. A/L STEPPED S/L BEARING
935.44047.66	438-046-00	2	BRIDA. CLAMP
935.51055.66	438-006-00	3	ABRAZADERA. CLAMP
937.20175.00	438-014-03	17	ANILLO DIN471* SNAP RING DIN471*
937.25002.00	438-014-03	45	ANILLO DIN471* SNAP RING DIN471*
937.32002.00	438-014-03	36	ANILLO DIN471* SNAP RING DIN471*
938.08000.66	438-007-00	15	BRIDA MUELLE CLAMP SPRING
939.01415.00	438-011-00	15	CASQUILLO. BUSH
940.25018.00	438-012-00	5	CASQUILLO. BUSH
945.10000.33	438-017-00	2	ENGRAS. DIN71412-A GREASER DIN71412-A
IM.10001.00	438-024-00	1	TAPA. COVER
IM.10002.00	438-024-00	2	TAPA. COVER
IM.10003.00	438-024-00	3	TAPA. COVER
IM.10004.00	438-024-00	4	TAPA. COVER
IM.10005.00	438-024-00	5	TAPA. COVER
IM.10006.00	438-024-00	6	TAPA. COVER
IM.10007.00	438-024-00	7	SOP. FIJACION FIXING SUPPORT
IM.10008.00	438-024-00	8	COLUMNA DIREC. STEERING COLUMM
IM.10009.00	438-024-00	9	CONMUTADOR CONMUTATOR
IM.10010.00	438-024-00	10	CONMUTADOR CONMUTATOR
IM.10011.00	438-024-00	11	CONMUTADOR CONMUTATOR
IM.10012.00	438-024-00	12	PORTAFUSIBLES FUSE BOX
IM.10013.00	438-024-00	13	LUZ TESTIGO WARNING LIGHT
IM.10014.00	438-024-00	14	LUZ TESTIGO WARNING LIGHT
IM.10015.00	438-024-00	15	LUZ TESTIGO WARNING LIGHT
IM.10016.00	438-024-00	16	LUZ TESTIGO WARNING LIGHT
IM.10017.00	438-024-00	17	LUZ TESTIGO WARNING LIGHT
IM.10018.00	438-024-00	18	LUZ TESTIGO WARNING LIGHT
IM.10019.00	438-024-00	19	LUZ TESTIGO WARNING LIGHT
IM.10020.00	438-024-00	20	LUZ TESTIGO WARNING LIGHT
IM.10021.00	438-024-00	21	LUZ TESTIGO WARNING LIGHT
IM.10022.00	438-024-00	22	LUZ TESTIGO WARNING LIGHT
IM.10023.00	438-024-00	23	SOP. FIJACION FIXING SUPPORT
IM.10024.00	438-024-00	24	CONMUTADOR CONMUTATOR
IM.10025.00	438-024-00	25	INTERRUPTOR SWITCH
IM.10026.00	438-024-00	26	INTERRUPTOR SWITCH
IM.10027.00	438-024-00	27	CONMUTADOR CONMUTATOR
IM.10028.00	438-024-00	28	INTERRUPTOR SWITCH
IM.10029.00	438-024-00	29	INTERRUPTOR SWITCH
IM.10030.00	438-024-00	30	CONECTOR PLUG
IM.10031.00	438-024-00	31	CONECTOR PLUG
IM.10032.00	438-024-00	32	
IM10033.00	438-023-00	7	
IM10034.00	438-023-00	8	
MA.10001.00	438-027-00	2	
MA.10001.00	438-080-01	46	
MA.10006.00	438-080-01	54	
MA.10007.00	438-027-00	3	EMPUADURA KNOB
MA.10007.00	438-080-01	39	EMPUADURA KNOB
MA.10008.00	438-027-00	4	
MA.10008.00	438-080-01	68	
MA.10009.00	438-080-01	42	
MA.10010.00	438-080-01	25	
MA.10010.00	438-080-01	53	
MA.10011.00	438-080-01	9	
MA.10012.00	438-080-01	9A	
MA.10013.00	438-080-01	22	
MA.10014.00	438-080-01	20	
MA.10015.00	438-080-01	37	
MA.10016.00	438-080-01	13	
MA.10017.00	438-080-01	13A	
MA.10018.00	438-080-01	24	
MA.10019.00	438-027-00	5	
MA.10019.00	438-080-01	57	
MA.10020.00	438-027-00	6	
MA.10020.00	438-080-01	58	
MA.10021.00	438-027-00	7	ESPEJO RETROVISOR DRIVING MIRROR
MA.10021.00	438-080-01	66	ESPEJO RETROVISOR DRIVING MIRROR
MA.10022.00	438-027-00	8	SOP. FIJACION FIXING SUPPORT
MA.10022.00	438-080-01	64	SOP. FIJACION FIXING SUPPORT

Referencia Reference	Tabla Board	Fig. Nº Fig. Nr	Denominación Denomination
MA.10023.00	438-027-00	9	
MA.10023.00	438-080-01	29	
MA.10024.00	438-027-00	10	
MA.10024.00	438-080-01	81	
MA.10025.00	438-027-00	11	PASACABLES GROMMET
MA.10025.00	438-080-01	48	PASACABLES GROMMET
MA.10026.00	438-080-01	16	
MA.10027.00	438-080-01	56	
MA.10028.00	438-027-00	12	
MA.10028.00	438-080-01	82	
MA.10029.00	438-080-01	27	
MA.10030.00	438-080-01	62	
MA.10031.00	438-080-01	73	ESCOBILLA LIMPIA WINDSC. WIPER BLADE
MA.10032.00	438-080-01	74	BRAZO LIMPIA WINDSC. WIPER ARM
MA.10033.00	438-080-01	71	
MA.10033.00	438-080-01	77	
MA.10034.00	438-080-01	72	
MA.10035.00	438-080-01	70	
MA.10036.00	438-080-01	78	
MA.10037.00	438-080-01	75	MOTOR LIMPIA MOTOR WINDSC. WIPER
MA.10038.00	438-080-01	60	CRISTAL GLASS
MA.10039.00	438-080-01	1	CRISTAL GLASS
MA.10040.00	438-080-01	1A	CRISTAL GLASS
MA.10041.00	438-080-01	2	CRISTAL GLASS
MA.10042.00	438-080-01	2A	CRISTAL GLASS
MA.10043.00	438-080-01	52	
MA.10044.00	438-080-01	50	
MA.10045.00	438-080-01	4	CERRADURA LOCK
MA.10046.00	438-080-01	4A	CERRADURA LOCK
MA.10047.00	438-080-01	7	BISAGRA HINGE
MA.10049.00	438-080-01	30	
MA.10050.00	438-080-01	17	ARANDELA. WASHER
MA.10051.00	438-080-01	5	
MA.10052.00	438-080-01	6	JUNTA GOMA REC. RUBBER GASKET
MA.10053.00	438-080-01	8	
MA.10054.00	438-080-01	23	
MA.10055.00	438-080-01	76	
MA.10056.00	438-080-01	21	
MA.10057.00	438-080-01	79	
MA.10058.00	438-080-01	33	SOP. FIJACION FIXING SUPPORT
MA.10059.00	438-080-01	19	SOP. FIJACION FIXING SUPPORT
MA.10060.00	438-080-01	34	SOP. FIJACION FIXING SUPPORT
MA.10060.00	438-080-01	3/51	PERFIL PROFILE
MA.10060.00	438-080-01	51/3	PERFIL PROFILE
MA.10061.00	438-027-00	13	ABSORB. ACUSTICO SOUND DEADENING
MA.10061.00	438-080-01	49	ABSORB. ACUSTICO SOUND DEADENING
MA.10062.00	438-027-00	15	
MA.10062.00	438-080-01	31	
MA.10063.00	438-080-01	30A	
MA.10064.00	438-080-01	41	
MA.10065.00	438-080-01	61	TORNILLO DIN7604 SCREW DIN7604
MA.10066.00	438-080-01	47	
MA.10067.00	438-027-00	18	
MA.10067.00	438-080-01	59	
MA.10068.00	438-080-01	44	
MA.10069.00	438-080-01	28	
MA.10070.00	438-080-01	18	
MA.43.5051.02	438-080-01	80	
ZF.01002.00	438-017-00	3	
ZF.02001.00	438-018-00	4	
ZF01001/00	438-025-00	5	
ZF01002/00	438-025-00	6	

